

Heavy-Duty Cam Brakes On-Highway, Off-Highway and Industrial Vehicles

Catalog PB-9199



Strength • Power • Speed • Agility

MERITOR PARTS. RIGHT FROM THE START.

HOW TO USE THIS CATALOG

- To identify a brake part, refer to the exploded views in Section 1. Also included is a parts lists keyed to each exploded view.
- If you need more detailed information to identify a part, see Sections 2 - 7.
- If you already know the type of part, see the Table of Contents to find the section where listings for that type of part begin. There is also an index on the first page of each section that lists the charts, in alphabetical order, that are included in that section.
- If you are looking for a fastener or a piece of hardware and cannot find it in the section you expect, try looking in Section 3, Common Fasteners and Hardware.
- As you look through a chart to find a specific part, remember that the parts are listed by dimensions, from smallest to largest. Generally, you should read the charts from left to right and from top to bottom. The left most dimension column lists the most critical dimension. If several parts have the same dimension, move to the other columns until you find the dimension that tells the difference between the parts.
- If you are looking for lining kit information, see Section 2. It lists the kit contents and gives application information.
- If you know the competitive part number that you want to replace with a Meritor part, look in the Cross Reference Listing in Section 8. It lists the competitive part numbers and the Meritor part numbers that replace them.
- If you already know the Meritor part number, look in the Meritor Numerical Parts List in Section 9. The listing will tell you the page where the part is listed.

If you detect any errors in this catalog, please let us know. Also, if you have any questions or comments, please contact us by sending an e-mail to:

catalogfeedback@arvinmeritor.com

TABLE OF CONTENTS

SEE FOLLOWING PAGES FOR DETAILS

Exploded Views with Parts List	1
Brake Shoe Lining Kits	2
Common Fasteners and Hardware	3
Brake Shoes and Related Parts	4
Anchor Pins, Spiders, Dust Shields and Related Parts	5
Camshafts, Slack Adjusters, Brackets and Related Parts	6
Air Chambers and Related Parts	7
Cross Reference Listing	8
Numerical Parts Listing	9

For additional parts and information, visit our online catalog at:

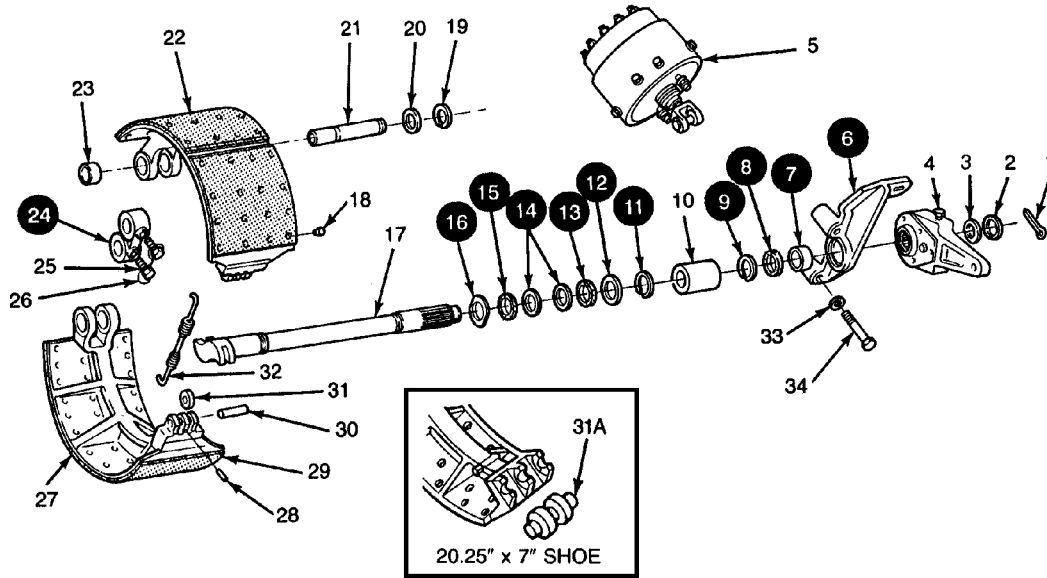
www.XpresswayPlus.com

INDEX

Exploded Views with Parts List	Page
<p>These thirteen groups are typical of off-highway “P” brake configurations. Identify the drawing of configuration you are working with. The corresponding component part numbers for that category are listed with each drawing.</p>	
Group A – 20.25” x 5” & 20.25” x 7” Spider integral with axle, multiple felts, washers & snap rings, anchor pin link, various brackets.....	1-1
Group B – 20.25” x 7” Cam has needle bearings. Same as Group C less cam bracket spacer.....	1-3
Group C – 20.25” x 7” Cam has needle bearings. Same as Group B plus cam bracket spacer.....	1-5
Group D – 20.25” x 4” Spider integral with axle, anchor pin link, special spacers, unique bracket.....	1-7
Group E – 20.25” x 7” Spider integral with axle, extended cam, anchor pin link, various brackets.....	1-9
Group F – 20.25” x 5” Double shoe, double extended cam.....	1-11
Group G – 20.25” x 4” Cam has needle bearings, groove at end of roller pin	1-13
Group H – 20.25” x 7” Special bracket.....	1-14
Group I – 16.5” x 5” & 20.25” x 5” Special support brackets, brake lever	1-15
Group J – 20.25” x 5” & 20.25” x 7” Spider integral with axle, anchor pin link, cam collar, short double head cam.....	1-19
Group K – 20.25” x 5” Spider integral with axle, unique bracket, offset slack adjuster or lever, short single head cam	1-21
Group L – 16.5” x 7” Special bracket.....	1-23
Group M – 20.25” x 5” & 20.25” x 7” Spider integral with axle, special bracket, anchor pin link.....	1-26

Group A - Spider integral with axle, multiple felts, washers & snap rings, anchor pin link, various brackets.

20.25" x 5" & 20.25" x 7"



Item	Description	Brake Size	Remarks	Part Number
1	Cotter pin - slack adjuster retainer	All		K-2816
2	Snap ring - slack adjuster	All	1.605" I.D. 1.614" I.D.	1229-V-4052 1229-B-1120
3	Washer - slack adjuster	All	1.531" I.D. 1.781" I.D.	1229-S-435 1229-U-1295
4	Manual slack adjuster	20.25" x 7"	7" Long 8.5" Long	A6-3275-S-539 A3-3275-S-539
		All	8" Long	A1-3275-S-539
5	Air chamber	20.25" x 7"	Type 36, 1.75" push rod length Type 36, 1.75" push rod length, incl. yoke, clevis pin & cotter Type 50, 1.875" push rod length All Type 50, 2.938" push rod length	G10-3276-J-36 # G7-3276-J-36 A7-3261-L-64 # A-3861-Q-121 #
6	Bracket	20.25" x 5"	2.031" long, 62 degree angle, leg length 2" 5" long, 30 degree angle.	A-3899-X-362 # A-3899-V-360 # A-3899-P-276 #
		20.25" x 7"	2.031" long, 30 degree angle 2.031" long, 55 degree angle, leg length 3.5" 2.031" long, 57 degree angle, leg length 2" 2.031" long, 57 degree angle, leg length 3.5" 2.031" long, 65 degree angle 2.031" long, 72 degree angle, leg length 3.5" 2.781" long, 55 degree angle 2.781" long, 90 degree angle 5" long, 30 degree angle	A-3899-Z-208 # A-3899-B-210 # A-3899-L-298 # A-3899-J-296 # A-3299-D-4658 # A-3299-C-4657 # A-3299-A-4655 # A-3299-B-4656 # A-3899-Q-225 # A-3899-N-222 # A-3899-N-326 # A-3899-M-325 # A-3299-J-4872 # A-3299-K-4873 # A-3899-P-250 # A-3899-M-247 # A-3899-M-273 #
7	Bushing - chamber bracket	20.25" x 7"	2" long	1825-C-237 #
		All	.875" long 1.375" long	1825-F-240 # 1825-A-209
8	Felt - camshaft	All		5-X-478
9	Snap ring - camshaft	All		1854-V-178
10	Sleeve - camshaft	20.25" x 7"		2245-B-54
11	Snap ring - camshaft	All		1854-V-178

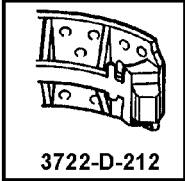
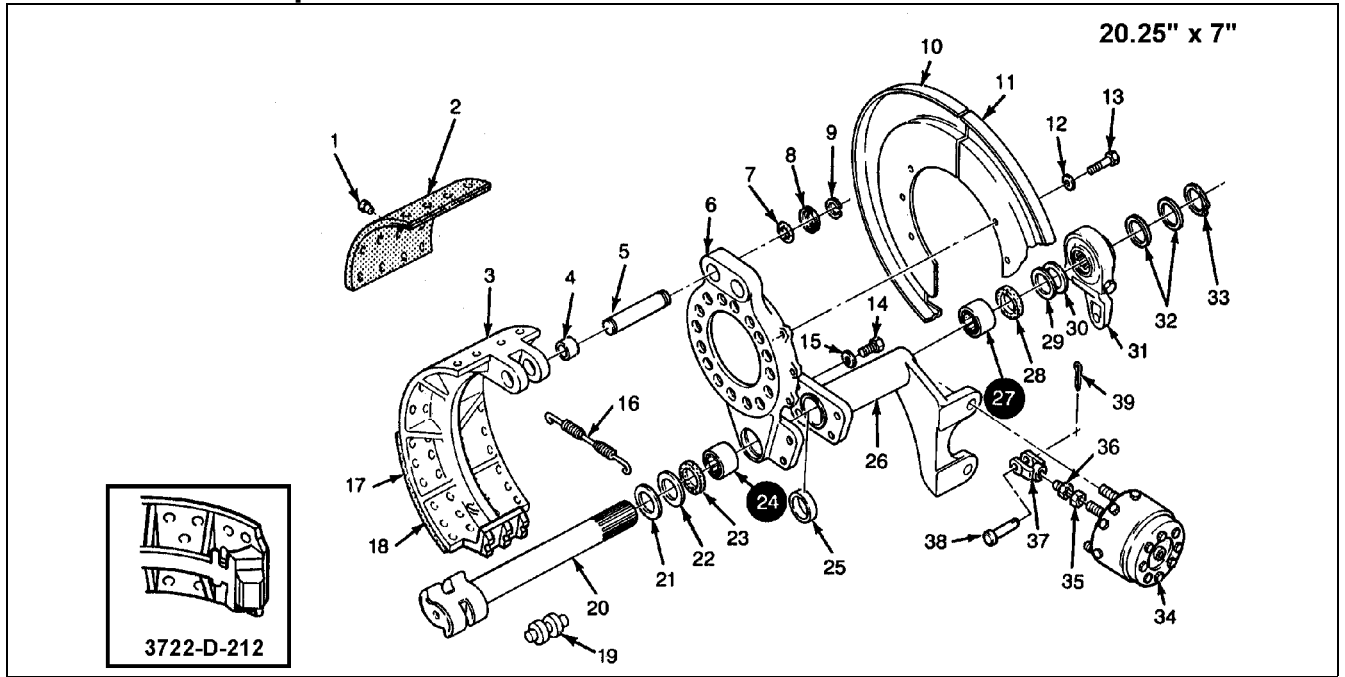
No Longer Available

Group A - Spider integral with axle, multiple felts, washers & snap rings, anchor pin link, various brackets.

Item	Description	Brake Size	Remarks	Part Number		
12	Washer - cam felt	20.25" x 7"		1229-U-1295		
13	Felt - camshaft	All		5-X-478		
14	Washer - felt retainer	All		1829-U-749		
15	Felt - camshaft	All		5-X-478		
16	Washer - cam head	All		1829-K-817		
17	Camshaft	20.25" x 5"	1.5"-10 spline, 23.5" long	2810-T-462 2810-U-463		
			1.5"-10 spline, 28.94" long	2810-W-465 2810-V-464		
			1.75"-10 spline, 13.43" long	2810-B-444 # 2810-C-445 #		
			1.75"-10 spline, 6.53" long	2210-F-6376 # 2210-E-6375 #		
		20.25" x 7"	1.5"-10 spline, 11.30" long	2210-N-5084		
			1.5"-10 spline, 21.99" long	2810-P-380		
			1.5"-10 spline, 22.19" long	2810-N-378		
			1.5"-10 spline, 25.19" long	2810-L-376 # 2810-K-375 #		
			1.75"-10 spline, 11.30" long	2210-M-5083		
			1.75"-10 spline, 14.47" long	2210-L-6408 2210-M-6409		
			1.75"-10 spline, 16.60" long	2210-E-6141 2210-F-6142		
			1.75"-10 spline, 24.86" long	2810-Q-459 # 2810-P-458 #		
			1.75"-10 spline, 25.47" long. Replaces 2810-F-422	2210-Z-6370 #		
			1.75"-10 spline, 25.47" long. Replaces 2810-G-423	2210-A-6371 #		
			1.75"-10 spline, 25.89" long	2210-M-6435 2210-L-6434		
			1.75"-10 spline, 26.14" long. Replaces 2810-U-385	2210-C-6373		
			1.75"-10 spline, 26.14" long. Replaces 2810-V-386	2210-D-6374		
			1.75"-10 spline, 31.88" long	2810-R-382 # 2810-Q-381 #		
			1.75"-10 spline, 32.47" long. Replaces 2810-M-429	2210-B-6372 #		
			1.75"-10 spline, 33.34" long	2810-W-387 #		
		18	Rivet - lining	All		RV-31010S
		19	Snap ring - anchor pin	All		1854-E-187
		20	Washer - anchor pin	All		1229-M-559
21	Pin - anchor	20.25" x 7"	7.62" long	1259-G-267		
		All	8.343" long. Replaces 1859-G-111	1859-H-112		
22	Brake shoe and lining assy.	20.25" x 5"	Lining: Kit 2000-T-1346. Replaces A-3722-P-744	A8-3722-P-744		
		20.25" x 7"	Lining: Kit 2000-A-1275. Repl. A4-3722-M-741, A2 & A5-3222-L-1702	A6-3222-L-1702		
23	Bushing - anchor pin	All		1225-J-218		
24	Link - anchor pin	All		1845-B-28		
25	Capscrew - anchor pin link	All		S-487D		
26	Lockwire - anchor pin link	All		1254-P-1030		
27	Brake Shoe	20.25" x 5"	Lined shoe: A8-3722-P-744	A3-3722-P-744 #		
		20.25" x 7"	Lined shoe: A6-3222-L-1702	3222-L-1702		
28	Retainer - brake shoe roller pin	20.25" x 5"		1746-U-73		
29	Lining - brake shoe	20.25" x 5"	Lined shoe: A8-3722-P-744	2000-T-1346		
		20.25" x 7"	Lined shoe: A6-3222-L-1702	2000-A-1275		
30	Pin - brake shoe roller	20.25" x 5"		1246-P-354		
31	Roller - brake shoe	20.25" x 5"		1199-A-625		
31A	Roller - brake shoe	20.25" x 7"		2247-2-101		
32	Spring - brake shoe return	All		2258-F-370		
33	Lockwasher - bracket	All		WA-112		
34	Capscrew - bracket	20.25" x 7"	2" long	S-21216-2		
			4.25" long	S-21234-2		
		All	2.62" long	S-21221-2		

No Longer Available

Group B - Cam has needle bearings. Same as Group C less cam bracket spacer



Item	Description	Brake Size	Remarks	Part Number
1	Rivet - lining	20.25" x 7"		RV-31010S
2, 18	Lining - brake shoe	20.25" x 7"	Lined shoe: A6-3222-L-1702	2000-A-1275
3	Brake shoe	20.25" x 7"	Lined shoe: A6-3222-L-1702. Replaces A-3722-D-212, A1-3722-D-212	A-3222-L-1702
4	Bushing - anchor pin	20.25" x 7"		1225-J-218
5	Pin - anchor	20.25" x 7"		1259-D-238
6	Spider assy.	20.25" x 7"	.985" offset, includes 1228-Z-156 .99" offset	A-3911-S-305 # A-3211-R-5348
7	Felt - anchor pin	20.25" x 7"		5-X-191
8	Retainer - anchor pin felt	20.25" x 7"		1205-W-205
9	Snap ring - anchor pin	20.25" x 7"		1218-W-23
10, 11	Dust shield	20.25" x 7"	Replaces 3736-P-198 and 3736-Q-199	A1-3736-P-198
12	Washer - dust shield stud nut	20.25" x 7"		1229-K-1597
13	Capscrew - dust shield to spider	20.25" x 7"		S-264-2
14	Capscrew - mounting bracket to spider	20.25" x 7"	Replaces S-21014-1	10-X-1594
15	Washer - mounting bracket to spider	20.25" x 7"		WA-10
16	Spring - brake shoe return	20.25" x 7"	Replaces 2758-E-31	2258-D-1252
17	Brake shoe and lining assy.	20.25" x 7"	Lining: Kit 2000-A-1275. Replaces A2-3222-L-1702, A4-3722-M-741, A1-3722-D-212	A6-3222-L-1702
19	Roller - brake shoe	20.25" x 7"		2247-W-101
20	Camshaft	20.25" x 7"	1.5"-28 spline, 13.40" long 1.75"-10 spline, 13.78 long. Replaces 2810-S-357 1.75"-10 spline, 13.78 long. Replaces 2810-T-358	2210-D-6894 2210-E-6895 2210-H-6378 2210-G-6377
21	Washer - camshaft thrust	20.25" x 7"		1829-K-817
22	Retainer - bracket felt	20.25" x 7"	1.531" I.D. 1.76" I.D.	1229-S-2697 1229-H-1074
23	Felt/seal - bracket	20.25" x 7"	2.062" O.D. 2.312" O.D. 2.437" O.D.	A-1205-V-1556 5-X-478 1705-V-230
24	Bearing - brake spider	20.25" x 7"		1228-Z-156
25	Sleeve - bracket	20.25" x 7"		1779-K-89
26	Bracket	20.25" x 7"	8.731" long, 0 degree angle 8.731" long, 18 degree angle 8.815" long, 53 degree angle	A-3899-Y-285 # A-3899-A-287 # A-3299-S-4881 # A-3299-U-4883 # K-3299-T-1554 # K-3299-U-1555 #
27	Bearing/bushing - bracket	20.25" x 7"	1.875" O.D. Replaces 1225-N-378	1225-L-1208

No Longer Available

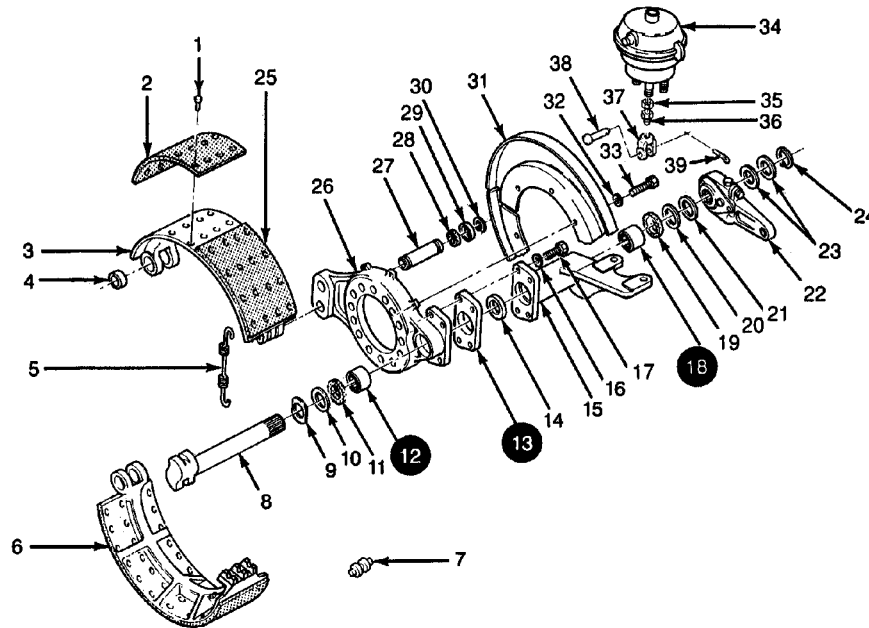
Group B - Cam has needle bearings. Same as Group C less cam bracket spacer

Item	Description	Brake Size	Remarks	Part Number
27 (Cont)	Bearing/bushing - bracket	20.25" x 7"	2.125" O.D.	1228-Z-156
28	Felt/seal - bracket	20.25" x 7"	1.875" O.D.	1229-G-2971
			2.062" O.D.	A-1205-V-1556
			2.312" O.D.	5-X-478
			2.437" O.D.	1705-V-230
29	Retainer - bracket felt	20.25" x 7"		1229-H-1074
30	Gasket - slack adjuster	20.25" x 7"		2208-T-514
31	Slack Adjuster	20.25" x 7"	1.5"-28 spline, 6.5" long. Replaces A2-3275-C-601S	R802513
	Slack adjuster		1.5"-28 spline, 6.5" long. Replaces A2-3275-W-595S	R802512
			1.75"-10 spline, 8.5" long	A3-3275-S-539
32	Retainer- slack adjuster	20.25" x 7"		1229-U-1295
33	Snap ring - slack adjuster	20.25" x 7"	1.153" I.D.	1229-D-2942
			1.605" I.D.	1229-V-4052
			1.614" I.D.	1229-B-1120
34	Air chamber	20.25" x 7"	Type 36, 1.53" push rod length	B19-3276-J-36
			Type 36, 2.75" push rod length	A-3775-C-3#
35	Jam nut - push rod to clevis	20.25" x 7"		N-110-1
36	Collar - push rod	20.25" x 7"		2207-M-13
37	Clevis - push rod	20.25" x 7"		1245-S-201
38	Pin - push rod clevis	20.25" x 7"		19-X-48
39	Cotter pin - clevis push rod pin	20.25" x 7"		K-2410

No Longer Available

Group C - Cam has needle bearings. Same as Group B plus cam bracket spacer

20.25" x 7



Item	Description	Brake Size	Remarks	Part Number
1	Rivet - lining	20.25" x 7"		RV-31010S
2, 25	Lining - brake shoe	20.25" x 7"	Lined shoe: A6-3222-L-1702	2000-A-1275
3	Brake shoe	20.25" x 7"	Lined shoe: A6-3222-L-1702	A-3222-L-1702
4	Bushing - anchor pin	20.25" x 7"		1225-J-218
5	Spring - brake shoe return	20.25" x 7"	Replaces 2758-E-31	2258-D-1252
6	Brake shoe and lining assy.	20.25" x 7"	Lining: Kit 2000-A-1725. Replaces A2-3222-L-1702, A4-3722-M-741	A6-3222-L-1702
7	Roller - brake shoe	20.25" x 7"		2247-W-101
8	Camshaft	20.25" x 7"	1.75"-10 spline, 13.78" long. Replaces 2810-S-357 1.75"-10 spline, 13.78" long. Replaces 2810-T-358 1.75"-10 spline, 14.38" long. Replaces 2210-J-3130 1.75"-10 spline, 14.38" long. Replaces 2210-K-3131	2210-H-6378 2210-G-6377 2210-G-6403 2210-H-6404 #
9	Washer - camshaft thrust	20.25" x 7"		1829-K-817
10	Retainer - bracket felt	20.25" x 7"		1229-H-1074
11	Felt/seal - bracket	20.25" x 7"	2.062" O.D. 2.312" O.D. 2.437" O.D.	A-1205-V-1556 5-X-478 1705-V-230
12	Bearing/bushing - brake spider	20.25" x 7"	1.875" O.D. Replaces 1225-N-378 2.125" O.D.	1225-L-1208 1228-Z-156
13	Spacer - bracket	20.25" x 7"		1244-L-1364
14	Sleeve - bracket	20.25" x 7"		1779-K-89
15	Bracket	20.25" x 7"	8.731" long, 0 degree angle 8.731" long, 18 degree angle 8.815" long, 53 degree angle	A-3899-Y-285 # A-3899-A-287 # A-3299-S-4881 # A-3299-U-4883 # K-3299-T-1554 # K-3299-U-1555 #
16	Washer - bracket to spider	20.25" x 7"		WA-110
17	Capscrew - bracket to spider	20.25" x 7"		S-21020A-2
18	Bearing - bracket	20.25" x 7"		1228-Z-156
19	Felt/seal - bracket	20.25" x 7"	2.062" O.D. 2.312" O.D. 2.437" O.D.	A-1205-V-1556 5-X-478 1705-V-230
20	Retainer - slack adjuster	20.25" x 7"		1229-U-1295
21	Gasket - slack adjuster	20.25" x 7"		2208-T-514
22	Slack adjuster	20.25" x 7"		A3-3275-S-539
23	Retainer - bracket felt	20.25" x 7"		1229-H-1074
24	Snap ring - slack adjuster	20.25" x 7"	1.153" I.D. 1.605" I.D. 1.614" I.D.	1229-D-2942 1229-V-4052 1229-B-1120

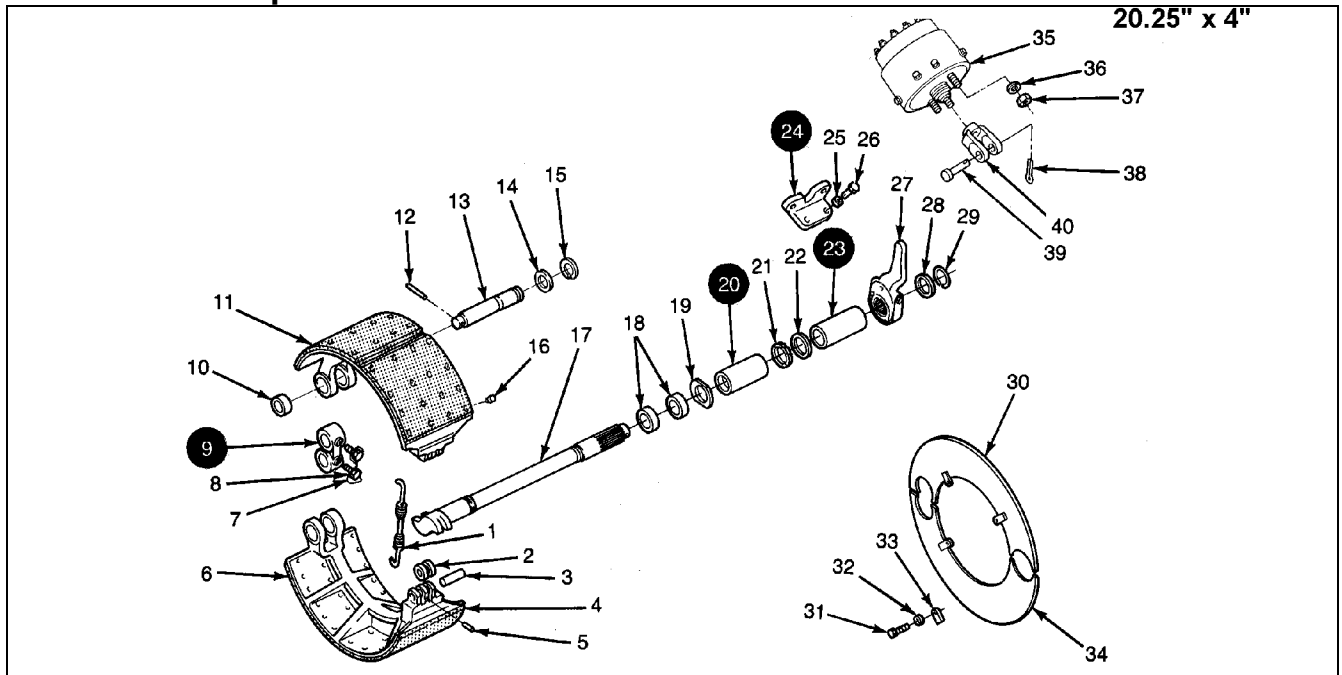
No Longer Available

Group C - Cam has needle bearings. Same as Group B plus cam bracket spacer

Item	Description	Brake Size	Remarks	Part Number
26	Spider assy.	20.25" x 7"	.985" offset .99" offset	A-3911-S-305 # A-3211-R-5348
27	Pin - brake anchor	20.25" x 7"		1259-D-238
28	Felt - anchor pin	20.25" x 7"		5-X-191
29	Retainer - anchor pin felt	20.25" x 7"		1205-W-205
30	Snap ring - anchor pin	20.25" x 7"		1218-W-23
31	Dust shield	20.25" x 7"	Replaces 3736-P-198 and 3736-Q-199	A1-3736-P-198
32	Washer - dust shield stud nut	20.25" x 7"		1229-K-1597
33	Capscrew - dust shield to spider	20.25" x 7"		S-264-2
34	Air chamber	20.25" x 7"	Type 30, 1.53" push rod length Type 36, 1.53" push rod length Type 36, 1.75" push rod length Type 36, 2.75" push rod length	B41-3276-D-30 # B19-3276-J-36 G10-3276-J-36 # A-3775-C-3 #
35	Jam nut - push rod to clevis	20.25" x 7"		N-110-1
36	Collar - push rod	20.25" x 7"		2207-M-13
37	Clevis - push rod	20.25" x 7"		1245-S-201
38	Pin - push rod clevis	20.25" x 7"		19-X-48
39	Cotter pin - clevis push rod pin	20.25" x 7"		K-2410

No Longer Available

Group D - Spider integral with axle, anchor pin link, special spacers, unique bracket



Item	Description	Brake Size	Remarks	Part Number
1	Spring - brake shoe return	20.25" x 4"		2258-F-370
2	Roller - brake shoe	20.25" x 4"		1199-A-625
3	Pin - brake shoe roller	20.25" x 4"		1246-P-354
4	Lining - brake shoe	20.25" x 4"	Lined shoe: A6-3722-Q-745	2000-W-1271
5	Retainer - brake shoe roller pin	20.25" x 4"		1746-U-73
6	Brake shoe	20.25" x 4"	Lined shoe: A6-3722-Q-745	A4-3722-Q-745 #
7	Lockwire - anchor pin link	20.25" x 4"		1254-P-1030
8	Capscrew - anchor pin link	20.25" x 4"		S-487D
9	Link - anchor pin	20.25" x 4"		1845-B-28
10	Bushing - anchor pin	20.25" x 4"		1225-J-218
11	Brake shoe and lining assy.	20.25" x 4"	Lining: Kit 2000-W-1271. Replaces A5-3722-Q-745, A1-3722-Q-745	A6-3722-Q-745
12	Retainer - anchor pin	20.25" x 4"		1846-N-300 #
13	Pin - anchor	20.25" x 4"		1859-K-89 #
14	Washer - anchor pin	20.25" x 4"		1229-M-559
15	Snap ring - anchor pin	20.25" x 4"		1854-Z-182
16	Rivet - lining	20.25" x 4"		RV-31010S
17	Camshaft	20.25" x 4"	1.5"-10 spline, 14.22" long. Replaces 2810-S-409 1.5"-10 spline, 14.22" long. Replaces 2810-T-410	2210-P-6282 2210-Q-6283
18	Bushing - camshaft	20.25" x 4"	1.875" O.D. Replaces 1225-N-378 2.125" O.D.	1225-L-1208 1825-F-240 #
19	Washer - cam head	20.25" x 4"		1829-K-817
20	Spacer - camshaft bushing inner	20.25" x 4"	4.593" long	1844-A-651
21	Felt - camshaft	20.25" x 4"		5-X-478
22	Washer - felt retainer	20.25" x 4"		1829-U-749
23	Spacer - slack adjuster	20.25" x 4"	2.562" long 3.312" long	1844-U-567 # 1844-S-643 #
24	Bracket - air chamber	20.25" x 4"		3899-S-227
25	Lockwasher - bracket	20.25" x 4"		WA-110
26	Capscrew - bracket	20.25" x 4"		S-21011-2
27	Slack adjuster	20.25" x 4"	.88" offset	A13-3275-Z-520 A12-3275-Z-520 #
28	Washer - slack adjuster spacer	20.25" x 4"		1229-J-868
29	Snap ring - slack adjuster	20.25" x 4"	.05 in thick .109" thick	1229-Z-1118 1229-Q-2851
30	Dust shield - LH front, RH rear	20.25" x 4"		A1-3836-N-222 #
31	Capscrew - dust shield	20.25" x 4"		S-266-2
32	Lockwasher - dust shield	20.25" x 4"		WA-16
33	Lug - dust shield mounting	20.25" x 4"		1898-Z-884
34	Dust shield - RH front, LH rear	20.25" x 4"		A-3836-N-222 #

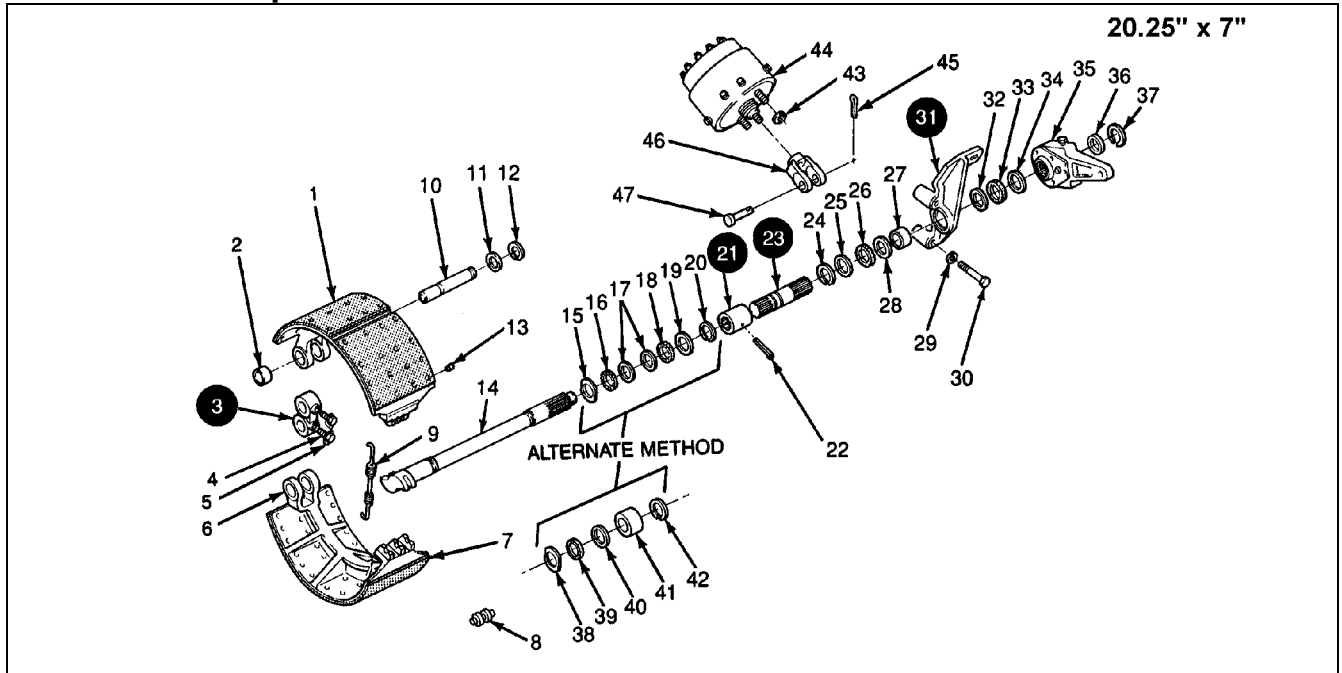
No Longer Available

Group D - Spider integral with axle, anchor pin link, special spacers, unique bracket

Item	Description	Brake Size	Remarks	Part Number
35	Air chamber	20.25" x 4"	Type 30, 5.12" push rod length	G13-3276-D-30#
				G14-3276-D-30#
			Type 30, 5.25" push rod length	U33-3276-D-30
			Type 36, 5.12" push rod length	V2-3276-J-36
				V3-3276-J-36
36	Washer - air chamber to bracket	20.25" x 4"		1229-W-1557
37	Nut - air chamber to bracket	20.25" x 4"		N-310-1
38	Cotter pin - clevis push rod pin	20.25" x 4"		K-248
39	Pin - push rod clevis	20.25" x 4"		19-X-61
40	Clevis - push rod	20.25" x 4"		1245-D-186

No Longer Available

Group E - Spider integral with axle, extended cam, anchor pin link, various brackets



Item	Description	Brake Size	Remarks	Part Number
1	Brake shoe and lining assy.	20.25" x 7"	Lining: Kit 2000-A-1275. Replaces A4-3722-M-741, A9-3722-M-741, A2-3222-L-1702, A5-3222-L-1702	A6-3222-L-1702
2	Bushing - anchor pin	20.25" x 7"		1225-J-218
3	Link - anchor pin	20.25" x 7"		1845-B-28
4	Capscrew - anchor pin link	20.25" x 7"		S-487D
5	Lockwire - anchor pin link	20.25" x 7"		1254-P-1030
6	Brake shoe	20.25" x 7"		A-3222-L-1702
7	Lining - brake shoe	20.25" x 7"	Lined shoe: A6-3222-L-1702	2000-A-1275
8	Roller - brake shoe	20.25" x 7"	Use with 3222-L-1702 shoe	2247-W-101
9	Spring - brake shoe return	20.25" x 7"		2258-F-370
10	Pin - anchor	20.25" x 7"	7.62" long 8.343" long, 5.343" to end of groove 8.343" long, 5.81" to end of groove	1259-G-267 1859-C-81 # 1859-H-112
11	Washer - anchor pin	20.25" x 7"		1229-M-559
12	Snap ring - anchor pin	20.25" x 7"		1854-E-187
13	Rivet - lining	20.25" x 7"		RV-31010S
14	Camshaft	20.25" x 7"	1.5"-10 spline, 10.13" long. 1.5"-10 spline, 14.50" long 1.5"-10 spline, 16.13" long 1.5"-10 spline, 24.56" long 1.75"-10 spline, 15.18" long 1.75"-10 spline, 15.56" long 1.75"-10 spline, 17.36" long 1.75"-10 spline, 26.14 long. Replaces 2810-U-385 1.75"-10 spline, 26.14 long. Replaces 2810-V-386	2210-Z-5200 2210-A-5201 2810-S-383 # 2810-T-384 # 2810-N-482 2810-P-484 2810-Z-390 # 2810-Y-389 # 2810-E-447 # 2810-D-446 2810-Y-415 # 2810-Z-416 # 2810-A-391 2810-B-392 2210-C-6373 2210-D-6374
15	Washer - camshaft	20.25" x 7"		1829-K-817
16	Felt - camshaft	20.25" x 7"		5-X-478
17	Washer - camshaft felt retainer	20.25" x 7"		1829-U-749
18	Felt - camshaft	20.25" x 7"		5-X-478
19	Washer - felt retainer	20.25" x 7"		1229-U-1295
20	Snap ring - camshaft extension retainer	20.25" x 7"		1229-B-1120

No Longer Available

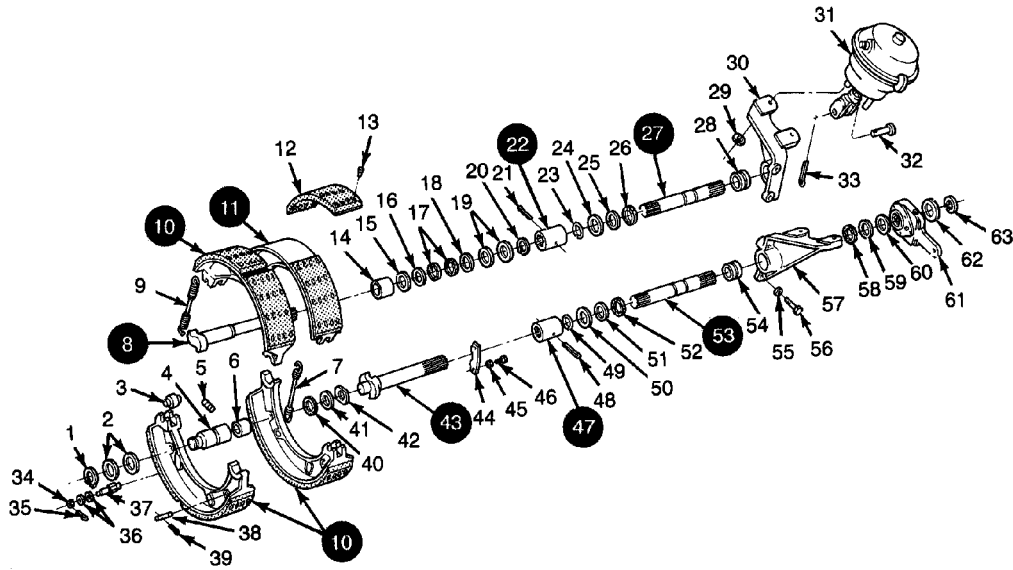
Group E - Spider integral with axle, extended cam, anchor pin link, various brackets

Item	Description	Brake Size	Remarks	Part Number
21	Sleeve - camshaft	20.25" x 7"		1874-Q-121 #
22	Cotter pin - camshaft sleeve	20.25" x 7"		K-2624
23	Extension - camshaft	20.25" x 7"	10" long	2210-S-5947
			10.44" long	2810-M-377 #
			13" long	2210-H-4792
			16.31" long	2210-P-5788
			8.72" long	2810-C-393 #
24	Snap ring - camshaft extension retainer	20.25" x 7"		1229-B-1120
25	Washer - felt retainer	20.25" x 7"		1229-U-1295
26	Felt - camshaft	20.25" x 7"		5-X-478
27	Washer - camshaft felt retainer	20.25" x 7"		1829-U-749
28	Bushing - bracket	20.25" x 7"	.875" long	1825-F-240 #
			1.375" long	1825-A-209
			2" long	1825-C-237 #
29	Lockwasher - mounting bracket	20.25" x 7"		WA-112
30	Capscrew - mounting bracket	20.25" x 7"	3" long	S-21224-2
			4.25" long	S-21234-2
31	Bracket	20.25" x 7"	2.031 in long, 30 degree angle	A-3899-L-220
				A-3899-K-219 #
			2.031" long, 55 degree angle, leg length 2"	A-3899-W-309 #
				A-3899-X-310 #
			2.031" long, 55 degree angle, leg length 3.5"	A-3899-L-298 #
				A-3899-J-296 #
			2.031" long, 57 degree angle, leg length 2"	A-3299-C-4657 #
				A-3299-D-4658 #
			2.031" long, 65 degree angle	A-3899-U-385 #
				A-3899-T-384 #
2.031" long, 72 degree angle, leg length 2"	A-3899-S-357 #			
	A-3899-T-358 #			
2.031" long, 72 degree angle, leg length 3.5"	A-3899-N-326 #			
	A-3899-M-325 #			
2.781" long, 90 degree angle	A-3899-P-250 #			
	A-3899-M-247 #			
4.5" long, 30 degree angle	A-3899-W-231 #			
	A-3899-U-229 #			
32	Washer - camshaft felt retainer	20.25" x 7"		1829-U-749
33	Felt - camshaft	20.25" x 7"		5-X-478
34	Washer - felt retainer	20.25" x 7"		1229-U-1295
35	Slack adjuster	20.25" x 7"	7" long	A6-3275-S-539
			8" long	A1-3275-S-539
			8.5" long	A3-3275-S-539
36	Washer - slack adjuster	20.25" x 7"		1229-U-1295
37	Snap ring - slack adjuster retainer	20.25" x 7"		1229-B-1120
38	Washer - camshaft	20.25" x 7"		1829-K-817
39	Felt - camshaft	20.25" x 7"		5-X-478
40	Washer - camshaft felt retainer	20.25" x 7"		1829-U-749
41	Spacer - cam head	20.25" x 7"	1.75" I.D.	1844-C-211 #
			1.781" I.D.	1244-X-1792 #
42	Snap ring - camshaft spacer retainer	20.25" x 7"		1854-V-178
43	Lockwasher - air chamber stud	20.25" x 7"		WA-110
44	Air chamber	20.25" x 7"	Type 36, 1.75" push rod length	B15-3276-J-36
				G10-3276-J-36 #
			Type 36, 2.75" push rod length	A-3775-C-3 #
	Type 50, 1.875" push rod length	A7-3261-L-64 #		
45	Cotter pin - clevis push rod pin	20.25" x 7"		K-2410
46	Clevis - push rod	20.25" x 7"		1245-S-201
47	Pin - push rod clevis	20.25" x 7"		19-X-48

No Longer Available

Group F - Double shoe, double extended cam

20.25" x 5"



Item	Description	Brake Size	Remarks	Part Number
1	Snap ring - camshaft	20.25" x 5"		1229-B-1120
2	Washer - camshaft	20.25" x 5"		1229-U-1295
3	Roller - brake shoe	20.25" x 5"		1199-V-3922
4	Pin - anchor	20.25" x 5"	Includes Item 6	A-1259-V-282
5	Setscrew - anchor pin	20.25" x 5"	.5"-13	S-884
6	Bushing - anchor pin	20.25" x 5"	Included with Item 4	1225-N-950
7	Spring - brake shoe return, anchor end	20.25" x 5"		2758-M-39
8	Camshaft - rear	20.25" x 5"	1.75"-10 spline, 17.75" long	2710-A-105 2710-B-106
9	Spring - cam end brake shoe return	20.25" x 5"		2258-Y-571
10	Brake shoe and lining Assy.	20.25" x 5"	Lining: Kit 2000-K-1337 Replaces A1-3222-F-1722, A1-3222-Z-1586	A6-3222-F-1722
11	Brake shoe	20.25" x 5"	Lined shoe: A6-3222-F-1722	A-3222-F-1722
12	Lining - brake shoe	20.25" x 5"	Lined shoe: A6-3222-F-1722	2000-K-1337
13	Rivet - lining	20.25" x 5"		RV-31010S
14	Bushing - camshaft	20.25" x 5"		1225-R-954
15	Washer - camshaft	20.25" x 5"		1229-K-3105 #
16	Retainer - camshaft felt	20.25" x 5"		1229-H-1074
17	Felt - camshaft	20.25" x 5"		5-X-478
18	Retainer - camshaft felt	20.25" x 5"		1229-H-1074
19	Washer - camshaft	20.25" x 5"		1229-U-1295
20	Snap ring - camshaft	20.25" x 5"		1229-B-1120
21	Cotter pin - camshaft sleeve	20.25" x 5"		K-2624
22	Sleeve - camshaft	20.25" x 5"		1874-Q-121 #
23	Snap ring - camshaft extension	20.25" x 5"		1854-M-39
24	Washer - camshaft	20.25" x 5"		1229-U-1295
25	Retainer - camshaft felt	20.25" x 5"		1229-H-1074
26	Felt - camshaft	20.25" x 5"		5-X-478
27	Extension - camshaft rear	20.25" x 5"	10.44" long 14.44" long 21.81" long	2810-P-276 2810-A-365 2210-N-5006 #
28	Bushing - camshaft bracket	20.25" x 5"		1825-A-209
29	Lockwasher - air chamber stud	20.25" x 5"		WA-110
30	Bracket - rear	20.25" x 5"		A-3299-B-4058 # A-3299-Z-4056 #
31	Air chamber	20.25" x 5"	Type 30, 1.375" push rod length. Replaces F55-3275-D-30 Type 36, 1.75" push rod length	V39-3276-D-30 # G10-3276-J-36 #
32	Pin - push rod clevis	20.25" x 5"		19-X-61
33	Cotter pin - clevis push rod pin	20.25" x 5"		K-248

No Longer Available

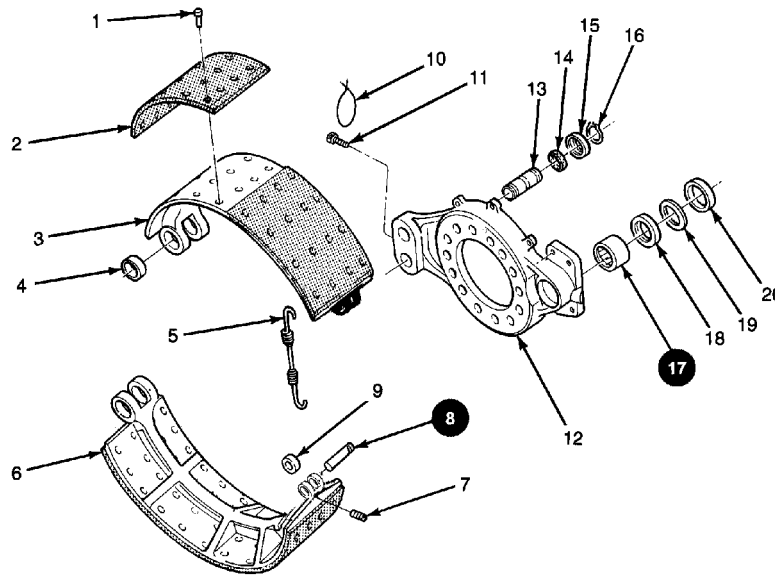
Group F - Double shoe, double extended cam

Item	Description	Brake Size	Remarks	Part Number
34	Nut - shoe guide pin	20.25" x 5"	Replaces N-56-1	NL-16-1
35	Cotter pin - shoe guide	20.25" x 5"		K-238
36	Washer - brake shoe guide pin	20.25" x 5"		1729-J-244
37	Pin - brake shoe guide	20.25" x 5"		19-X-76
38	Pin - brake shoe	20.25" x 5"		1746-C-55
39	Cotter pin	20.25" x 5"	Replaces K-237	K-238
40	Felt - camshaft	20.25" x 5"		5-X-878
41	Retainer - camshaft felt	20.25" x 5"		1229-S-2853
42	Washer - camshaft	20.25" x 5"		1229-T-2854
43	Camshaft - front	20.25" x 5"	1.75"-10 spline, 13.718" long	2210-M-5187 2210-N-5188
44	Cover - camshaft	20.25" x 5"		2297-U-3973 #
45	Lockwasher - camshaft cover	20.25" x 5"		WA-16
46	Capscrew - camshaft cover	20.25" x 5"		S-266-2
47	Sleeve - camshaft	20.25" x 5"		1874-Q-121 #
48	Cotter pin - camshaft sleeve	20.25" x 5"		K-2624
49	Snap ring - camshaft extension	20.25" x 5"		1854-M-39
50	Washer - camshaft	20.25" x 5"		1229-U-1295
51	Retainer - camshaft felt	20.25" x 5"		1229-H-1074
52	Felt - camshaft	20.25" x 5"		5-X-478
53	Extension - camshaft front	20.25" x 5"	10.44" long 14.44" long 21.81" long	2810-P-276 2810-A-365 2210-N-5006 #
54	Bushing - bracket	20.25" x 5"		1825-A-209
55	Lockwasher - bracket	20.25" x 5"		WA-112
56	Capscrew - bracket	20.25" x 5"		S-21215-2
57	Bracket - front	20.25" x 5"		A-3899-E-213 # A-3899-F-214 #
58	Felt - camshaft	20.25" x 5"		5-X-478
59	Retainer - camshaft felt	20.25" x 5"		1229-H-1074
60	Washer - camshaft	20.25" x 5"		1229-U-1295
61	Slack adjuster	20.25" x 5"	1.5"-10 spline, 8" long, .625" clevis pin diameter 1.75"-10 spline, 8" long, .75" clevis pin diameter	A36-3275-X-518 # A1-3275-S-539
62	Washer - camshaft	20.25" x 5"		1229-U-1295
63	Snap ring - camshaft	20.25" x 5"		1229-B-1120

No Longer Available

Group G - Cam has needle bearings, groove at end of roller pin

20.25" x 4"

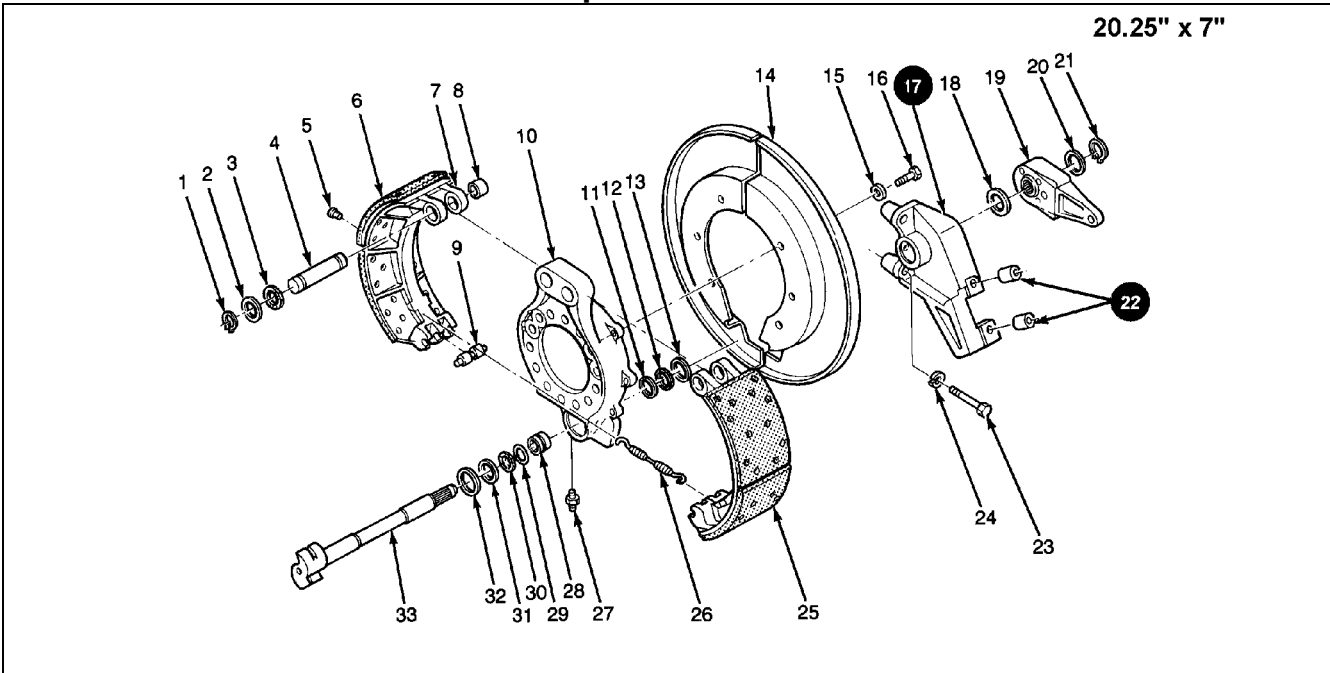


NOTE: For camshaft and camshaft hardware contact Meritor Information Services Department.

Item	Description	Brake Size	Remarks	Part Number
1	Rivet - lining	20.25" x 4"		RV-31010S
2	Lining - brake shoe	20.25" x 4"	Lined shoe: A6-3722-E-603	2000-W-1271
3	Brake shoe	20.25" x 4"	Lined shoe: A6-3722-E-603	A-3722-E-603 #
4	Bushing - camshaft spider	20.25" x 4"		1225-J-218
5	Spring - brake shoe return	20.25" x 4"		2258-V-542
6	Brake shoe and lining assy.	20.25" x 4"	Lining: Kit 2000-W-1271. Replaces A1-3722-E-603	A6-3722-E-603
7	Setscrew - brake shoe pin	20.25" x 4"		S-843
8	Pin - brake shoe	20.25" x 4"		1246-G-475
9	Roller - brake shoe	20.25" x 4"		1199-A-625
10	Lockwire - capscrew	20.25" x 4"		LW-1912
11	Capscrew - anchor pin	20.25" x 4"		S-265D
12	Spider - brake	20.25" x 4"	Includes Items 17 and 18	A1-3711-M-429
13	Pin - anchor	20.25" x 4"		1259-Q-121
14	Felt - anchor pin	20.25" x 4"		5-X-191
15	Retainer ring - anchor pin	20.25" x 4"		1205-W-205
16	Snap ring - anchor pin	20.25" x 4"		1218-W-23
17	Needle bearing	20.25" x 4"		1228-A-53
18	Seal - brake grease	20.25" x 4"		A-1205-V-1556
19	Washer - camshaft	20.25" x 4"		1229-H-762
20	Sleeve - camshaft	20.25" x 4"		1779-Q-43

No Longer Available

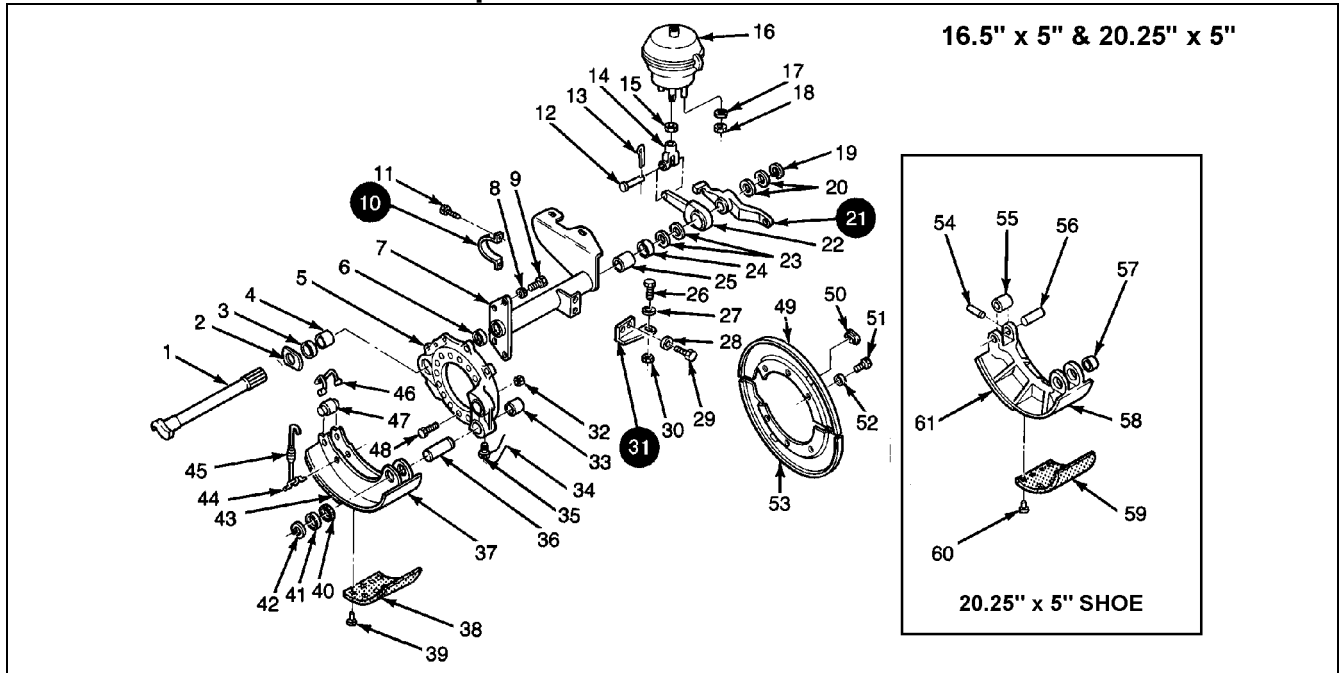
Group H - Special bracket



Item	Description	Brake Size	Remarks	Part Number
1	Snap ring - anchor pin	20.25" x 7"		1218-W-23
2	Retainer - anchor pin felt	20.25" x 7"		1205-W-205
3	Felt - anchor pin	20.25" x 7"		5-X-191
4	Anchor pin	20.25" x 7"		1259-D-238
5	Rivet - lining	20.25" x 7"		RV-31010S
6	Lining - brake shoe	20.25" x 7"	Lined shoe: A6-3222-L-1702	2000-A-1275
7	Brake shoe	20.25" x 7"	Lined shoe: A6-3222-L-1702	A-3222-L-1702
8	Bushing - anchor pin	20.25" x 7"		1225-J-218
9	Roller - brake shoe	20.25" x 7"		2247-W-101
10	Spider assy.	20.25" x 7"		A-3211-X-5172 #
11	Seal - brake spider	20.25" x 7"		1705-V-230
12	Felt - spider camshaft	20.25" x 7"		5-X-478
13	Washer - spider felt retainer	20.25" x 7"		1229-H-1074
14	Dust shield	20.25" x 7"	Replaces 3736-P-198 & 3736-Q-199.	A1-3736-P-198
15	Washer - dust shield mounting	20.25" x 7"		1229-K-1597
16	Capscrew - dust shield mounting	20.25" x 7"		S-264-2
17	Bracket	20.25" x 7"		A-3299-C-6373 A-3299-D-6374
18	Washer - slack adjuster	20.25" x 7"		1229-U-1295
19	Slack adjuster	20.25" x 7"		A6-3275-S-539
20	Washer - slack adjuster	20.25" x 7"		1229-U-1295
21	Snap ring - slack adjuster	20.25" x 7"		1229-V-4052
22	Spacer - bracket to housing	20.25" x 7"		1244-N-1834
23	Capscrew - bracket	20.25" x 7"		S-21232-2 #
24	Lockwasher - bracket	20.25" x 7"		1229-V-1504
25	Brake shoe and lining assy.	20.25" x 7"	Lining: Kit 2000-A-1275.	A6-3222-L-1702
26	Spring - brake shoe return	20.25" x 7"	Replaces 2758-E-31.	2256-D-1252
27	Fitting - spider grease	20.25" x 7"		2206-X-1038
28	Bushing - camshaft	20.25" x 7"		1825-A-209
29	Seal - brake spider	20.25" x 7"		1705-V-230
30	Felt - spider camshaft	20.25" x 7"		5-X-478
31	Washer - spider felt return	20.25" x 7"		1229-H-1074
32	Washer - camshaft thrust	20.25" x 7"		1829-K-817
33	Camshaft	20.25" x 7"	1.75" x 10 spline, 22.4" long. 1.75"-10 spline, 22.4" long.	2210-E-6713 2210-F-6714

No Longer Available

Group I - Special support brackets, brake lever



Item	Description	Brake Size	Remarks	Part Number
1	Camshaft	16.5" x 5"	1.5"-10 spline, 11.51" long. Replaces 2210-C-5359, 2210-Q-2981	R607075
			1.5"-10 spline, 11.51" long. Replaces 2210-D-5360, 2210-P-2980	R607076
			1.5"-10 spline, 13.19" long.	2210-V-5352
				2210-U-5351
			1.5"-10 spline, 13.56" long.	2210-A-5279
				2210-B-5280
			1.5"-10 spline, 13.57" long.	2210-N-5760
				2210-M-5759
			1.5"-10 spline, 16.79" long. Replaces 2210-M-3601	2210-U-6417
			1.5"-10 spline, 16.79" long. Replaces 2210-N-3602	2210-V-6418
			1.5"-10 spline, 17.10" long, cam head is machined.	2210-V-6002
				2210-U-6001
			1.5"-10 spline, 17.10" long. Replaces 2210-K-5211	2210-G-5649 #
			1.5"-10 spline, 17.10" long. Replaces 2210-L-5212	2210-H-5650 #
		1.5"-10 spline, 17.35" long. Replaces 2810-K-297	2210-J-6380	
		1.5"-10 spline, 17.35" long. Replaces 2810-L-298	2210-K-6381	
		1.5"-10 spline, 17.41" long.	2210-C-5723	
			2210-D-5724	
		1.5"-10 spline, 18.63" long.	2210-R-6622	
			2210-Q-6621	
1.5"-10 spline, 21.47" long. Replaces 2210-W-2571	2210-R-6310			
1.5"-10 spline, 21.47" long. Replaces 2210-X-2572	2210-S-6311			
1.5"-10 spline, 23.60" long.	2210-P-6334			
	2210-Q-6335			
1.5"-10 spline, 9.72" long.	2210-S-5661			
	2210-T-5662			
20.25" x 5"		1.5"-10 spline, 23.41" long. Replaces 2810-U-333	2210-L-6382 #	
		1.5"-10 spline, 23.41" long. Replaces 2810-V-334	2210-M-6383 #	
2	Washer - camshaft	16.5" x 5"	2.125" x 3.875" O.D.	1229-L-844
			3.25" O.D.	1229-J-2688
			3.75" O.D.	1229-H-762
20.25" x 5"			1229-E-811	
3	Oil seal - spider	16.5" x 5"	1.862" I.D. Replaces 1779-J-1024	1205-G-761
		All	1.438" I.D.	A-1205-V-1556
4	Bushing - spider	16.5" x 5"	Replaces 1225-N-378.	1225-L-1208
5	Spider assy.	16.5" x 5"	1.31" offset. Replaces A2-3211-E-3593.	A-3211-A-5227
			1.75" offset, .656" hole diameter. Replaces A-3811-H-60	A7-3811-H-60
			1.75" offset, .659" hole diameter	A-3211-P-3864

No Longer Available

Group I - Special support brackets, brake lever

Item	Description	Brake Size	Remarks	Part Number
5 (Cont)	Spider assy.	16.5" x 5"	1.75" offset, .781 hole diameter. Chamfer .18" x 45 degrees. Replaces A-3211-W-5067, A1-3811-B-80	A1-3211-W-5067
			2.812" offset.	A2-3211-W-3663
			3.182" offset, 10 mounting holes, includes 1705-D-290 & 3780-A-131	A1-3211-D-3228 #
			3.182" offset, 10 mounting holes.	A2-3211-D-3228
			3.182" offset, 16 mounting holes.	A2-3211-P-302
		20.25" x 5"		A2-3211-P-3552
			A-3911-P-302 #	
6	Gasket - bracket housing	All		2208-T-514
7	Bracket	16.5" x 5"	12.0" long, 40 degree angle	E23-3299-T-1554
				E23-3299-U-1555
			A79-3299-T-1554	
			A79-3299-U-1555	
		12.5" long, 40 degree angle	A3-3816-V-594 #	
			A2-3816-V-594 #	
		12.68" long, 55 degree angle	C26-3299-V-1556	
			C26-3299-W-1557	
		12.687" long, 69 degree angle	J92-3299-U-1555	
			J92-3299-T-1554	
		13.87" long, 69 degree angle	K15-3299-T-1554	
			K15-3299-U-1555	
		16.75" long, 52 degree angle	E65-3299-T-1554 #	
			E65-3299-U-1555 #	
		16.75" long, 80 degree angle	E63-3299-U-1555 #	
			E63-3299-T-1554 #	
		18.87" long, 52 degree angle	K21-3299-U-1555	
			K21-3299-T-1554	
			C24-3299-V-1556	
			C24-3299-W-1557	
			C36-3299-W-1557	
			C36-3299-V-1556	
		18.87" long, 60 degree angle	K9-3299-T-1554	
			K9-3299-U-1555	
		18.87" long, 72 degree angle	C58-3299-W-1557	
			C58-3299-V-1556	
			C60-3299-V-1556	
			C60-3299-W-1557	
		4.26" long, 170 degree angle	A5-3299-L-4978	
			A5-3299-M-4979	
		6.75" long, 40 degree angle	A5-3299-T-1554	
			A5-3299-U-1555	
6.75" long, 72 degree angle	F78-3299-T-1554			
	F78-3299-U-1555			
	B31-3299-U-1555			
	B31-3299-T-1554			
7.19" length, use two.	A1-3299-M-1547			
8.437" long, 72 degree angle	K11-3299-T-1554			
	K11-3299-U-1555			
	A6-3816-L-506 #			
	A7-3816-L-506 #			
8.812" long, 72 degree angle	B77-3299-T-1554			
	B77-3299-U-1555			
8.822" long, 54 degree angle. Replaces B55-3299-T-1554.	L46-3299-T-1554			
8.822" long, 54 degree angle. Replaces B55-3299-U-1555	L46-3299-U-1555			
20.25" x 5"	16.366" long, 0 degree angle	A3-3899-C-237		
		A3-3899-D-238		
	16.366" long, 40 degree angle	A5-3899-C-237		
	A5-3899-D-238			
8	Lockwasher - bracket	All		WA-18
9	Capscrew - bracket	All		S-2812-2
10	Clamp - bracket to housing	16.5" x 5"		3155-Z-1118
11	Capscrew - clamp to housing	16.5" x 5"		S-266-2
12	Pin - push rod clevis	16.5" x 5"	1.72" long	19-X-61
			1.757" long. Replaces 19-X-60	19-X-1084
13	Cotter pin - clevis push rod pin	16.5" x 5"		K-248

No Longer Available

Group I - Special support brackets, brake lever

Item	Description	Brake Size	Remarks	Part Number
14	Clevis - push rod	16.5" x 5"		1245-D-186
15	Jam nut - push rod to clevis	16.5" x 5"		N-310-1
16	Air chamber	16.5" x 5"	Type 20, 1.38" push rod length. Replaces B7-3276-T-20, R-3276-T-20	R4-3276-T-20
			Type 24, 1.56" push rod length.	A17-3261-G-59
			Type 24, 1.75" push rod length, less washer and nut	C1-3276-X-24
			Type 30, 1.62" push rod length	F43-3276-D-30
			Type 30, 1.62" push rod length. Replaces U23-3276-D-30	U65-3276-D-30
			Type 30, 1.75" push rod length.	V4-3276-D-30
			Type 36, 1.5" push rod length	F15-3276-J-36
			Type 36, 1.75" push rod length	B11-3276-J-36 #
		All	Type 24, 1.75" push rod length, includes clevis, pin, cotter, washers and nuts	F46-3276-X-24
17	Lockwasher - air chamber to bracket	16.5" x 5"	.125" thick	1229-W-1557
			.156" thick	WA-110
18	Locknut - air chamber to bracket	16.5" x 5"		NL-210-1
19	Snap ring - slack adjuster	16.5" x 5"	1.02" I.D.	1854-F-136 #
			1.383" I.D.	1229-Q-2851
		All	1.383" I.D. Replaces 1229-B-1302	1229-Z-1118
20	Washer - slack adjuster	16.5" x 5"	.03" thick	1229-W-2935
			.032" thick	1229-Q-771
			.054" thick	1229-X-2936
			.065" thick	1229-R-122
		All	.104" thick	1229-S-2697
21	Lever - slack adjuster	16.5" x 5"		372-S-123 372-U-125
22	Slack adjuster	16.5" x 5"	5" - 6" slack, .5" clevis pin hole.	A7-3275-X-518
			5" - 6" slack, .625" clevis pin hole, includes 30 degree grease fitting.	B27-3275-X-518
			5" - 6" slack, .625" clevis pin hole.	A14-3275-X-518
			5.5" - 6.5" slack, .5" clevis pin hole.	A18-3275-X-518 #
			5.5" - 6.5" slack, .625" clevis pin hole.	B28-3275-X-518
			7" long, .5" clevis pin hole.	A5-3275-X-518 #
			7" long, .625" clevis pin hole.	A36-3275-J-1050
		All	5.5" - 6.5" slack, .625" clevis pin hole.	A13-3275-X-518
23	Washer - slack adjuster	16.5" x 5"	.104" thick	1229-S-2697
		All	.065" thick	1229-R-122
24	Oil seal - camshaft bracket	16.5" x 5"	1.862" I.D. Replaces 1779-J-1024	1205-G-761
		All	1.438" I.D.	A-1205-V-1556
25	Bushing - camshaft bracket	All	Replaces 1225-N-378	1225-L-1208
26	Capscrew - cam bracket lug	All		S-2914-2
27	Washer - cam bracket lug	16.5" x 5"	.594" I.D.	1229-X-1558
			.656" I.D.	1229-N-1626
28	Washer - axle to cam housing	16.5" x 5"		1229-Y-2443
29	Capscrew - axle to cam housing	16.5" x 5"		S-2910A-1
30	Nut - cam bracket lug	16.5" x 5"		N-39-1
31	Bracket - axle to cam housing support	16.5" x 5"	Opposite	3155-Q-1135
			Shown	3155-P-1134
32	Washer - brake spider mounting	16.5" x 5"		1229-U-1503
33	Bushing - spider anchor pin	16.5" x 5"		1225-U-827
		20.25" x 5"	Replaces 1225-N-378	1225-L-1208
34	Lockwire - anchor pin setscrew	16.5" x 5"	12" long, .041" diameter	LW-1912
			12" long, .062" diameter	LW-1612
			24" long, .041" diameter	LW-1924
35	Capscrew - anchor pin	16.5" x 5"	Replaces S-266D-1	10-X-1254
36	Anchor pin	16.5" x 5"		1259-Q-251
		20.25" x 5"		1259-D-238
37	Brake Shoe	16.5" x 5"		A-3722-D-82
38	Lining - brake shoe	16.5" x 5"	Lined shoe: A98-3722-D-82	2001-C-55
			Lined shoe: SR301-4524P	2001-R-18
			Lined shoe: SR502-4524P	2001-N-40
39	Rivet - lining	16.5" x 5"		RV-3109S
40	Felt - anchor pin	16.5" x 5"		5-X-640
		20.25" x 5"		5-X-191
41	Retainer - anchor pin felt	16.5" x 5"	1.25" I.D.	1205-K-193
			1.531" I.D.	1229-M-559
		20.25" x 5"		1205-W-205

No Longer Available

Group I - Special support brackets, brake lever

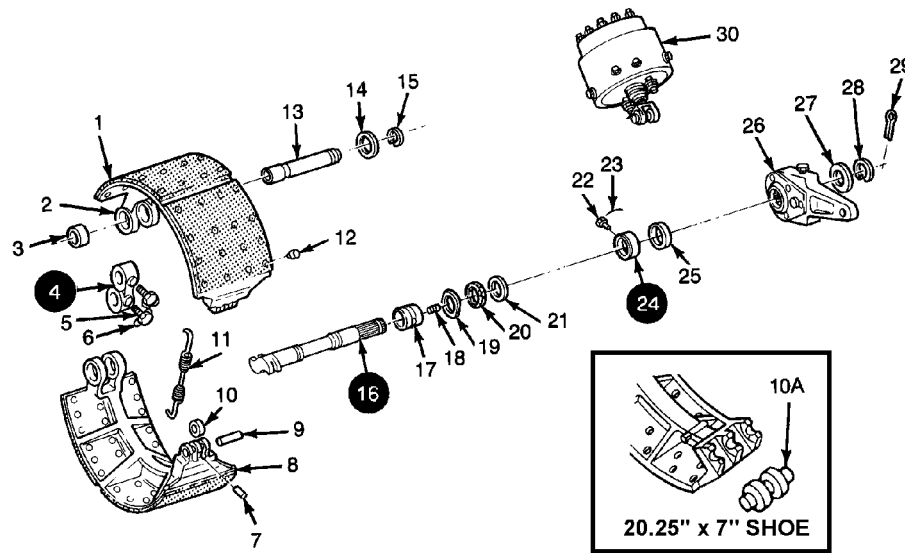
Item	Description	Brake Size	Remarks	Part Number
42	Snap ring - anchor pin	16.5" x 5"		1229-X-116
		20.25" x 5"		1218-W-23
43	Brake shoe and lining assy.	16.5" x 5"	Lining is bonded and riveted. Sold as shoe and lining assy only. Replaces A96-3722-D-82.	B8-3722-D-82
			Lining: Kit 2001-C-55.	A98-3722-D-82
			Lining: Kit 2001-N-40	A97-3722-D-82
			Lining: Kit 2001-N-40. Replaces A95-3722-D-82	SR502-4524P
			Lining: Kit 2001-R-18. Replaces A14-3722-D-82, A90-3722-D-82	SR301-4524P
				A52-3722-D-82 #
				A94-3722-D-82 #
	A93-3722-D-82 #			
	A78-3722-D-82 #			
44	Pin - return spring	16.5" x 5"		1218-G-85
45	Spring - brake shoe return	16.5" x 5"	8" long	2258-P-354
			8.375" long	2258-S-643
				2258-U-619
			9.188" long	2258-F-370
46	Retainer - roller	16.5" x 5"		1718-Y-103
47	Roller - brake shoe	16.5" x 5"	Replaces 1779-R-18	2297-T-7222
48	Capscrew - brake spider mounting	16.5" x 5"		S-21012-2
49	Dust shield - upper, LH	16.5" x 5"	Complete assy. Replaces 3236-Q-2357 & 3236-P-2356	A1-3236-Q-2123
			Complete assy. Replaces 3736-M-91 & 3736-N-92	A1-3736-M-91
				3236-T-1840
		20.25" x 5"		3836-H-216 *
50	Plug - dust shield	16.5" x 5"		1707-B-2
51	Capscrew - dust shield	16.5" x 5"	1" long	S-268-2
		All	.5" long	S-264-2
52	Lockwasher - dust shield	16.5" x 5"	.031" thick	1229-T-514
			.094" thick	1229-K-1597
		All	.084" thick	WA-16
53	Dust shield - lower, RH	16.5" x 5"	Complete assy. Replaces 3236-Q-2357 and 3236-P-2356	A1-3236-Q-2123
			Complete assy. Replaces 3736-M-91 and 3736-N-92	A1-3736-M-91
				3236-S-1839
		20.25" x 5"		3836-H-216 *
54	Retainer - brake shoe roller pin	20.25" x 5"		1746-U-73
55	Roller - brake shoe	20.25" x 5"		1199-A-625
56	Pin - roller	20.25" x 5"		1246-G-475
57	Bushing - anchor pin	20.25" x 5"		1225-J-218
58	Brake shoe	20.25" x 5"		A1-3722-S-825
59	Lining - brake shoe	20.25" x 5"		2000-T-1346
60	Rivet - lining	20.25" x 5"		RV-31010S
61	Brake shoe and lining assy.	20.25" x 5"	Lining: Kit 2000-T-1346. Replaces A-3722-S-825	A5-3722-S-825

No Longer Available

* Right and left hand are identical. Two (3836-H-216) are required per brake. No longer available.

Group J - Spider integral with axle, anchor pin link, cam collar, short double head cam

20.25" x 5" & 20.25" x 7"



Item	Description	Brake Size	Remarks	Part Number
1	Brake shoe and lining assy.	20.25" x 5"	Lining: Kit 2000-T-1346. Replaces A-3722-P-744	A8-3722-P-744
		20.25" x 7"	Lining: Kit 2000-A-1275. Replaces A2-3222-L-1702	A6-3222-L-1702
2	Brake shoe	20.25" x 5"	Lined shoe: A8-3722-P-744	A3-3722-P-744 #
		20.25" x 7"	Lined shoe: A6-3222-L-1702	A-3222-L-1702
3	Bushing - anchor pin	All		1225-J-218
4	Link - anchor pin	All		1845-B-28
5	Capscrew - anchor link	All		S-487D
6	Lockwire - anchor pin link	All		1254-P-1030
7	Retainer - brake shoe roller pin	20.25" x 5"		1746-U-73
8	Lining - brake shoe	20.25" x 5"	Lined shoe: A8-3722-P-744	2000-T-1346
		20.25" x 7"	Lined shoe: A6-3222-L-1702	2000-A-1275
9	Pin - brake shoe roller	20.25" x 5"		1246-P-354
10	Roller - brake shoe	20.25" x 5"		1199-A-625
10A	Roller - brake shoe	20.25" x 7"		2247-W-101
11	Spring - brake shoe return	All		2258-F-370
12	Rivet - lining	All		RV-31010S
13	Pin - anchor	All	7.5" long 8.343" long. Replaces 1859-G-111	1859-D-82 1859-H-112
14	Washer - anchor pin	20.25" x 5"		1229-M-559
15	Snap ring - anchor pin	All		1854-E-187
16	Camshaft	20.25" x 5"	1.75"-10 spline, 6.53" long. Replaces 2810-N-430 1.75"-10 spline, 6.53" long. Replaces 2810-P-432 1.75"-10 spline, 6.97" long.	2210-E-6375 # 2210-F-6376 # 2210-R-4854 2210-S-4855
		20.25" x 7"		2810-L-428 2810-K-427
17	Bushing - camshaft	All	.875" long 1.375" long	1825-F-240 # 1825-A-209
18	Plug - cam	20.25" x 7"		P-42
19	Washer - camshaft	All		1829-K-817
20	Felt - camshaft	All		5-X-478
21	Washer - felt retainer	All		1829-U-749
22	Capscrew - camshaft collar	20.25" x 7"		S-487D
23	Lockwire - camshaft collar	20.25" x 7"		1254-P-1030
24	Collar - camshaft	20.25" x 7"		1874-V-126 #
25	Spacer - slack adjuster	20.25" x 5"		1244-Z-1456
		20.25" x 7"		1844-Q-667
26	Slack adjuster	20.25" x 7"	7" long	A6-3275-S-539
		All	8" long	A1-3275-S-539

No Longer Available

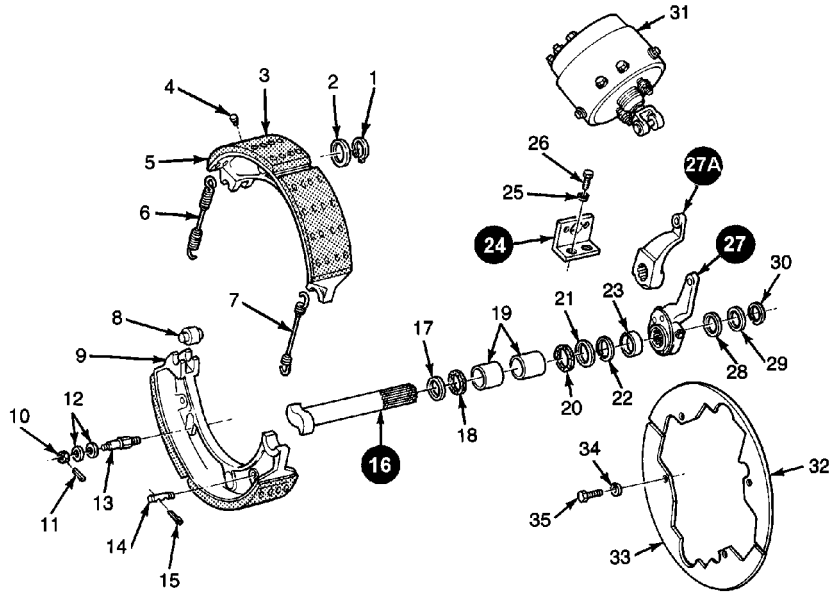
Group J - Spider integral with axle, anchor pin link, cam collar, short double head cam

Item	Description	Brake Size	Remarks	Part Number
27	Washer - camshaft/slack adjuster	20.25" x 5"	1.531" I.D.	1229-M-559
			1.781" I.D.	1229-U-1295
		20.25" x 7"		1229-S-435
28	Snap ring - slack adjuster retainer	20.25" x 5"		1229-B-1120
29	Cotter - slack adjuster	20.25" x 5"		K-2820 #
		20.25" x 7"		K-2816 #
30	Air chamber	20.25" x 7"	Type 36, 5.375" push rod length.	B7-3276-J-36
			Type 50, 1.875" push rod length.	A7-3261-L-64 #
		All	Type 50, 2.938" push rod length.	A-3861-Q-121 #

No Longer Available

Group K - Spider integral with axle, unique bracket, offset slack adjuster or lever, short single head cam

20.25" x 5"



NOTE: Anchor pin is not shown. It is cast with 3866-F-890 (cap, pin and brake anchor steering knuckle).

Item	Description	Brake Size	Remarks	Part Number
1	Snap ring - shoe retainer	20.25" x 5"		1854-A-131
2	Washer - shoe retainer	20.25" x 5"		1229-U-1295
3	Lining - brake shoe	20.25" x 5"	Lined shoe: A6-3222-F-1722 Lined shoe: A8-3222-F-1722	2000-K-1337 2000-V-1608
4	Rivet - lining	20.25" x 5"		RV-31010S
5	Brake shoe and lining assy. (Includes roller)	20.25" x 5"	Lining: Kit 2000-K-1337. Replaces A1-3222-G-1437 & A1-3222-F-1722 Lining: Kit 2000-V-1608. Replaces A2-3222-G-1437 & A2-3222-F-1722	A6-3222-F-1722 A8-3222-F-1722
6	Spring - brake shoe return, anchor end	20.25" x 5"		2758-M-39
7	Spring - brake shoe return, cam end	20.25" x 5"		2758-N-40 #
8	Roller - brake shoe	20.25" x 5"		1199-V-3922
9	Brake shoe	20.25" x 5"		A-3222-F-1722
10	Nut - shoe guide pin	20.25" x 5"	Replaces N-56-1	NL-16-1
11	Cotter - shoe guide pin	20.25" x 5"		K-238
12	Washer - brake shoe guide pin	20.25" x 5"		1729-J-244
13	Pin - shoe guide	20.25" x 5"		1746-E-57
14	Pin - shoe return spring	20.25" x 5"		1746-C-55
15	Cotter - shoe return spring pin	20.25" x 5"	Replaces K-237	K-238
16	Camshaft	20.25" x 5"	1.5"-10 spline, 8.61" long. Replaces 2810-D-498 1.5"-10 spline, 8.61" long. Replaces 2810-E-499 1.75"-48 spline, 7.40" long.	2210-M-6279 2210-N-6280 2810-M-299 # 2810-N-300 #
17	Washer - camshaft	20.25" x 5"		1829-K-817
18	Felt - camshaft	20.25" x 5"		5-X-478
19	Bushing - camshaft	20.25" x 5"		1825-V-230 #
20	Felt - camshaft	20.25" x 5"		5-X-478
21	Washer - felt retainer	20.25" x 5"		1229-U-1295
22	Snap ring - camshaft retainer	20.25" x 5"	1.383" I.D. 1.64" I.D.	1229-Q-2851 1854-A-131 #
23	Spacer - camshaft	20.25" x 5"		1844-K-817 #
24	Bracket	20.25" x 5"		3899-Y-233 # 3899-Z-234 # 3899-F-396 #
25	Lockwasher - bracket	20.25" x 5"		WA-110
26	Capscrew - bracket	20.25" x 5"	Replaces S-21014-1	10-X-1594
27	Slack adjuster	20.25" x 5"	1.5" offset	A21-3275-A-521 A22-3275-A-521 #
27A	Lever - brake	20.25" x 5"		3897-B-1666 #
28	Washer - camshaft	20.25" x 5"	1.475" I.D. 1.531" I.D.	1229-X-2936 1229-R-122

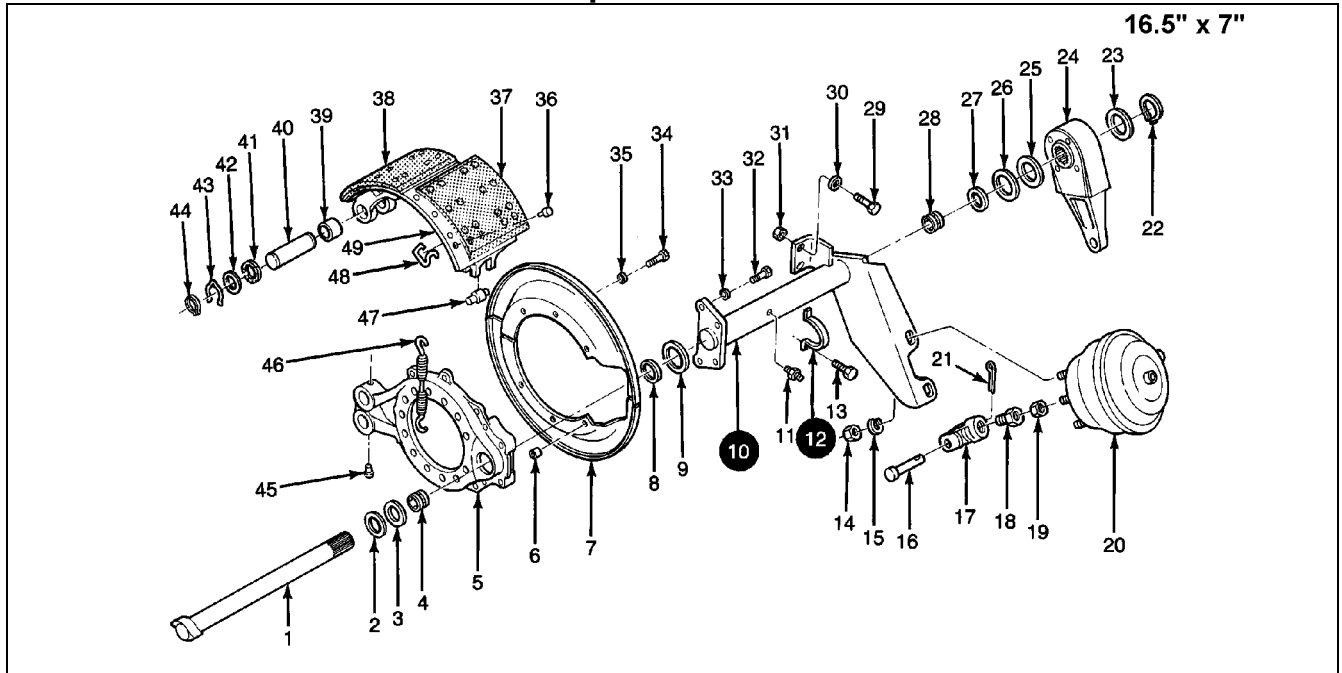
No Longer Available

Group K - Spider integral with axle, unique bracket, offset slack adjuster or lever, short single head cam

Item	Description	Brake Size	Remarks	Part Number
29	Washer - slack adjuster	20.25" x 5"		1229-S-2697
30	Snap ring - slack adjuster	20.25" x 5"	1.406" I.D. 1.64" I.D.	1854-W-127 # 1854-V-178
31	Air chamber	20.25" x 5"		A10-3261-H-60 #
32	Dust shield - upper	20.25" x 5"		3836-F-214 #
33	Dust shield - lower	20.25" x 5"		3836-G-215
34	Lockwasher - dust shield	20.25" x 5"		WA-16
35	Capscrew - dust shield	20.25" x 5"		S-264-2

No Longer Available

Group L - Special bracket



Item	Description	Brake Size	Remarks	Part Number	
1	Camshaft	16.5" x 7"	1.5"-10 spline, 12.94" long	2210-M-5421	
				2210-N-5422	
			1.5"-10 spline, 13.56" long.	2210-B-5280	
				2210-A-5279	
			1.5"-10 spline, 14.51" long.	2210-R-6778	
				2210-Q-6777	
			1.5"-10 spline, 17.35" long. Replaces 2810-K-297	2210-J-6380	
			1.5"-10 spline, 17.35" long. Replaces 2810-L-298	2210-K-6381	
			1.5"-10 spline, 17.41" long.	2210-C-5723	
				2210-D-5724	
			1.5"-10 spline, 19.47" long. Replaces 2210-R-3372	2210-Y-6395	
			1.5"-10 spline, 19.47" long. Replaces 2210-S-3373	2210-Z-6396	
			1.5"-10 spline, 20.47" long.	2210-B-5982 #	
				2210-A-5981 #	
			1.5"-10 spline, 21.41" long. Replaces 2810-B-366	2210-N-6384	
			1.5"-10 spline, 21.41" long. Replaces 2810-C-367	2210-P-6386	
			1.5"-10 spline, 23.61" long.	2210-S-6077	
				2210-T-6078	
				1.5"-10 spline, 8.54" long. Replaces 2210-W-5639	R607091
				1.5"-10 spline, 8.54" long. Replaces 2210-X-5640	R607092
	1.5"-28 spline, 12.95" long. Replaces 2210-K-5341	2210-T-7586			
	1.5"-28 spline, 12.95" long. Replaces 2210-L-5342	2210-U-7587			
	1.5"-28 spline, 13.59" long. Replaces 2210-X-5432, 2210-X-5484	2210-Q-7609			
	1.5"-28 spline, 13.68" long. Replaces 2210-W-5431, 2210-W-5483	2210-P-7608			
	1.5"-28 spline, 14.59" long. Replaces 2210-M-5343	2210-Z-7644			
	1.5"-28 spline, 14.59" long. Replaces 2210-N-5344	2210-A-7645			
	1.5"-28 spline, 17.45" long. Replaces 2210-T-7066	2210-Z-7748			
	1.5"-28 spline, 17.45" long. Replaces 2210-U-7067	2210-A-7749			
2	Washer - camshaft	16.5" x 7"		1229-L-844	
3	Oil seal - camshaft	16.5" x 7"		A-1205-V-1556	
4	Bushing - camshaft	16.5" x 7"	Replaces 1225-N-378	1225-L-1208	
5	Spider assy.	16.5" x 7"	Includes 1225-L-1208, 1225-U-827 and A-1205-V-1556	A2-3211-V-4468	
			Includes 1225-L-1208, 1225-U-827 and A-1205-V-1556. Replaces A-3811-B-80, A1-3811-B-80, A-3211-W-5067	A1-3211-W-5067	
			Includes A-1205-V-1556	A1-3211-L-4744	
				A-3811-N-66 #	
6	Spacer - dust shield	16.5" x 7"		1244-F-1696 #	
7	Dust shield	16.5" x 7"	Complete assy. Replaces 3236-P-2356 & 3236-Q-2357	A1-3236-Q-2123	
				A3-3736-M-91 %	
				A3-3736-N-92 %	

No Longer Available

% Includes .875" spacer.

Group L - Special bracket

Item	Description	Brake Size	Remarks	Part Number			
8	Seal - camshaft bracket to spider	16.5" x 7"	Replaces 1779-J-1024	1205-G-761			
9	Gasket - bracket to spider	16.5" x 7"		2208-T-514			
10	Bracket	16.5" x 7"	12.5" long, 48 degree angle	C34-3299-V-1556 C34-3299-W-1557 A7-3816-V-594 # A6-3816-V-594 #			
			12.687" long, 69 degree angle	J92-3299-T-1554 J92-3299-U-1555			
			12.75" long, 69 degree angle	A89-3299-L-5654 A89-3299-M-5655			
			14.62" long, 64 degree angle	H35-3299-T-1554			
			14.62" long, 64 degree angle	H35-3299-U-1555			
			15.75" long, 72 degree angle	J29-3299-U-1555 J29-3299-T-1554			
			16.625" long, 48 degree angle	A3-3816-D-498 # A2-3816-D-498 #			
			18.87" long, 72 degree angle	C48-3299-W-1557 C48-3299-V-1556 C46-3299-W-1557 # C46-3299-V-1556 #			
			18.87" long, 72 degree angle. Slack length 6" - 6.5"	J41-3299-T-1554 J41-3299-U-1555			
			8.19" long, 69 degree angle.	H53-3299-T-1554 H53-3299-U-1555			
			8.812" long, 70 degree angle	D75-3299-T-1554 D75-3299-U-1555			
			8.812" long, 72 degree angle	B77-3299-U-1555 B77-3299-T-1554			
			8.822" long, 54 degree angle. Replaces B55-3299-U-1555	L46-3299-U-1555			
			8.822" long, 54 degree angle. Replaces B55-3299-T-1554	L46-3299-T-1554			
			9.812" long, 0 degree angle	A91-3299-L-5654 A91-3299-M-5655 A1-3799-T-826 #			
			11	Fitting - camshaft bracket	16.5" x 7"		1199-N-1860
			12	Clamp - bracket to axle housing	16.5" x 7"	18.87" long, 72 degree angle	3155-Z-1118
			13	Capscrew - clamp to housing	16.5" x 7"		S-266-2
			14	Nut - air chamber to bracket	16.5" x 7"		N-210-1
			15	Lockwasher - air chamber stud	16.5" x 7"		WA-110
16	Pin - push rod clevis	16.5" x 7"		19-X-61			
17	Clevis - push rod	16.5" x 7"		1245-D-186			
18	Collar - push rod	16.5" x 7"		2207-M-13			
19	Jam nut - push rod to clevis	16.5" x 7"		N-110-1			
20	Air chamber	16.5" x 7"	Type 24, 1.5" push rod length	A17-3261-G-59			
			Type 24, 1.63" push rod length	V78-3276-X-24			
			Type 24, 1.75" push rod length	C6-3276-X-24			
			Type 36, 1.38" push rod length	Y-3276-J-36			
			Type 36, 1.5" push rod length. Includes boot assy.	R2-3276-J-36			
			Type 36, 1.5" push rod length. Includes yoke, pin and cotter	F11-3276-J-36			
			Type 36, 1.5" push rod length. Includes yoke, pin and cotter.	F17-3276-J-36			
			Type 36, 1.53" push rod length. Port rotation 120 degrees, clamp rotation 120 degrees	B29-3276-J-36			
			Type 36, 1.53" push rod length. Port rotation 60 degrees, clamp rotation 240 degrees	B30-3276-J-36			
			Type 36, 1.53" push rod length. Port rotation 90 degrees, clamp rotation 90 degrees	B19-3276-J-36			
21	Cotter pin - clevis pin	16.5" x 7"		K-248			
22	Snap ring - slack adjuster retainer	16.5" x 7"	1.153" I.D.	1229-D-2942			
			1.383" I.D.	1229-Q-2851			
			1.385" I.D. Replaces 1229-B-1302	1229-Z-1118			
23	Washer - slack adjuster retainer	16.5" x 7"	1.26" I.D., .03" thick	1229-J-3130			
			1.26" I.D., .054" thick	1229-G-2971			
			1.475" I.D.	1229-X-2936			
			1.531" I.D.	1229-R-122			

No Longer Available

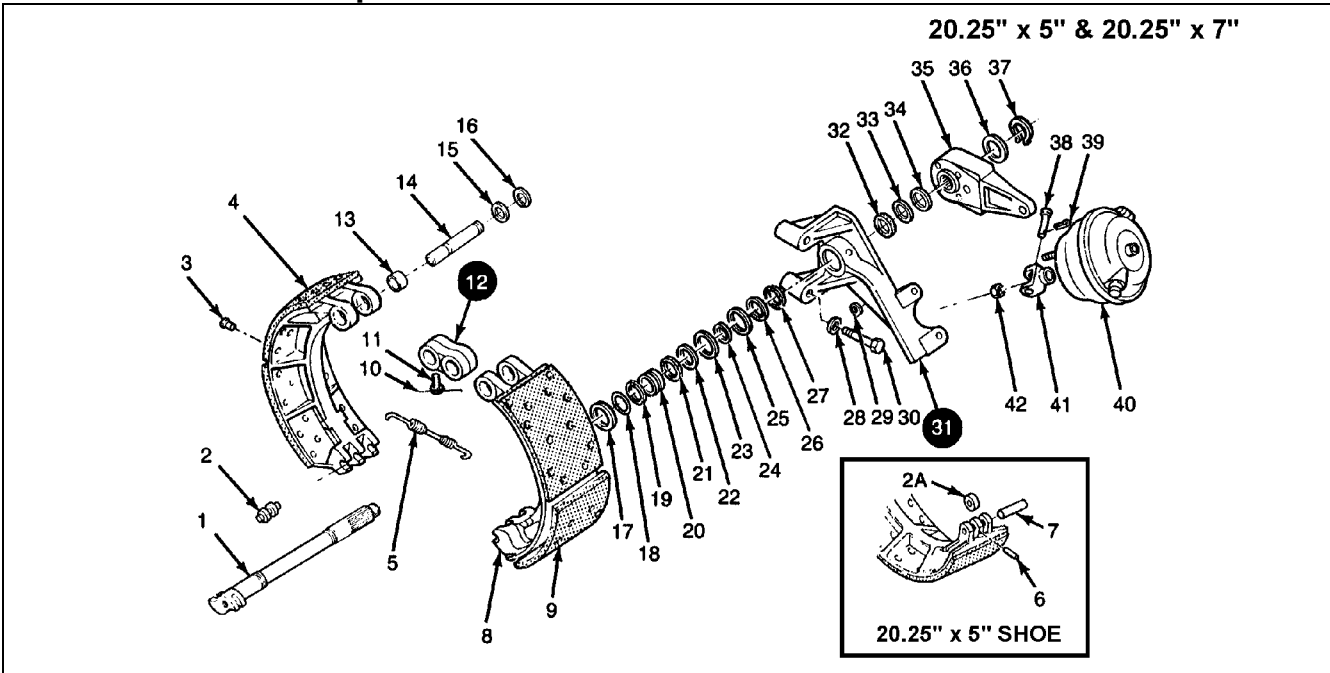
% Includes .875" spacer.

Group L - Special bracket

Item	Description	Brake Size	Remarks	Part Number
24	Slack adjuster	16.5" x 7"	1.5"-10 spline, 5.5" - 6.5" long	A13-3275-X-518
			1.5"-10 spline, 6.5" long. Replaces A1-3275-C-601S	R802371
			1.5"-10 spline, 6.5" long. Replaces A1-3275-W-595S, R802370	R801045
			1.5"-10 spline, 7" long	A25-3275-X-518 #
			1.5"-28 spline, 5.5" - 6.5" long	B22-3275-X-518
25	Washer - slack adjuster	16.5" x 7"	1.5"-28 spline, 7" long	B23-3275-X-518
			1.26" I.D., .03" thick	1229-J-3130
			1.26" I.D., .054" thick	1229-G-2971
			1.475" I.D.	1229-X-2936
26	Washer - slack adjuster	16.5" x 7"	1.531" I.D.	1229-R-122
				1229-S-2697
27	Oil seal - camshaft	16.5" x 7"		A-1205-V-1556
28	Bushing - camshaft	16.5" x 7"	Replaces 1225-N-378	1225-L-1208
29	Capscrew - camshaft bracket	16.5" x 7"	1.12" long	S-289-2
			1.75" long	S-1814-2
30	Washer - camshaft bracket	16.5" x 7"	.88" O.D.	1229-C-1511
			1.062" O.D.	1229-W-1505
31	Locknut - bracket support	16.5" x 7"		NL-18-1
32	Capscrew - camshaft bracket	16.5" x 7"		S-2812-2
33	Lockwasher - camshaft bracket	16.5" x 7"		WA-18
34	Capscrew - dust shield	16.5" x 7"	0.5" long	S-264-2
			1.5" long	S-2612-2
35	Lockwasher - dust shield	16.5" x 7"	.031" thick	1229-T-514
			.084" thick	WA-16
36	Rivet - lining	16.5" x 7"		RV-31010S
37	Lining - brake shoe	16.5" x 7"	Lined shoe: SR403-4515PC	2000-D-1434
			Lined shoe: SR404-4515PC	2000-U-1607
			Lined shoe: SR502-4515PC	2000-T-1372
38	Brake shoe and lining assy.	16.5" x 7"	Lining is bonded and riveted. Sold as shoe and lining assembly only. Replaces A53-3222-X-1584	A24-3222-D-1954 #
			Lining: Kit 2000-D-1418. Replaces A4-3222-D-1954 & A36-3222-D-1954	SR403-4515PC
			Lining: Kit 2000-N-1418. Replaces A4-3222-D-1954	A36-3222-D-1954
			Lining: Kit 2000-T-1372. Replaces A51-3222-X-1584, A17-3222-D-1954, A21-3222-S-1954, A22-3222-D-1954	SR502-4515PC
			Lining: Kit 2000-U-1607. Replaces A48-3222-X-1584, A19-3222-D-1954	SR404-4515PC
39	Bushing - anchor pin	16.5" x 7"	.719" long	1225-F-266
			1.453" long.	1225-U-827
40	Anchor pin	16.5" x 7"	3.75" long with groove	1259-R-252
			3.75" long without groove	1259-G-241
41	Felt - anchor pin	16.5" x 7"		5-X-640
42	Retainer - anchor pin felt	16.5" x 7"		1205-K-193
43	Retainer - anchor pin	16.5" x 7"		1218-L-90
44	Snap ring - anchor pin	16.5" x 7"		1229-X-1116
45	Capscrew - anchor pin	16.5" x 7"	Replaces S-266D-1	10-X-1254
46	Spring - brake shoe return	16.5" x 7"	6.125" long	2258-R-590
			8.938" long	2258-K-349
47	Roller - brake shoe	16.5" x 7"		1199-U-3765
48	Adapter - return spring	16.5" x 7"		1218-C-107
49	Brake shoe	16.5" x 7"		A-3222-D-1954

No Longer Available

Group M - Spider integral with axle, special bracket, anchor pin link



Item	Description	Brake Size	Remarks	Part Number
1	Camshaft	20.25" x 5"	1.75"-10 spline, 21.72" long.	2210-X-6524
			1.75"-10 spline, 6.53" long.	2210-Y-6525
		20.25" x 7"	1.75"-10 spline, 14.47" long.	2210-E-6375 #
				2210-F-6376 #
2	Roller - brake shoe	20.25" x 7"		2247-W-101
2A	Roller - brake shoe	20.25" x 5"		1199-A-625
3	Rivet - lining	All		RV-31010S
4	Brake shoe and lining assy.	20.25" x 5"	Lining: Kit 2000-T-1346	A8-3722-P-744
		20.25" x 7"	Lining: Kit 2000-X-1298. Replaces A2-3722-P-744, A6-3722-P-744	A7-3722-P-744
5	Spring - brake shoe return	20.25" x 5"	Lining: Kit 2000-A-1275. Replaces A2-3222-L-1702	A6-3222-L-1702
		All		2258-D-1252
6	Retainer - brake shoe roller pin	20.25" x 5"		2258-F-370
7	Pin - brake shoe roller	20.25" x 5"		1746-U-73
8	Brake shoe	20.25" x 5"	Lined shoes: A7-3722-P-744 and A8-3722-P-744	1246-P-354
		20.25" x 7"	Lined shoe: A6-3222-L-1702	A3-3722-P-744 #
9	Lining - brake shoe	20.25" x 5"	Lined shoe: A7-3722-P-744	A-3222-L-1702
		20.25" x 5"	Lined shoe: A8-3722-P-744	2000-X-1298
		20.25" x 5"	Lined shoe: A6-3222-L-1702	2000-T-1346
		20.25" x 7"	Lined shoe: A6-3222-L-1702	2000-A-1275
10	Lockwire - anchor pin link	All		1254-P-1030
11	Capscrew - anchor pin	All		S-487D
12	Link - anchor pin	All		1845-B-28
13	Bushing - anchor pin	All		1225-J-218
14	Anchor pin	All		1859-H-112
15	Washer - anchor pin	All		1229-M-559
16	Snap ring - anchor pin	All		1854-E-187
17	Washer - camshaft thrust	All		1829-K-817
18	Washer - felt retainer	All		1829-U-749
19	Felt - camshaft	All		5-X-478
20	Bushing - camshaft	All		1825-A-209
21	Felt - camshaft	All		5-X-478
22	Washer - felt retainer	All		1829-U-749
23	Washer - camshaft	All		1229-U-1295
24	Snap ring - camshaft	All		1854-V-178
25	Washer - camshaft	All		1229-U-1295
26	Washer - felt retainer	All		1829-U-749
27	Felt - camshaft	All		5-X-478

No Longer Available

Group M - Spider integral with axle, special bracket, anchor pin link

Item	Description	Brake Size	Remarks	Part Number
28	Lockwasher - chamber bracket	20.25" x 7"		WA-112
29	Lockwasher - air chamber stud	20.25" x 7"		WA-110
30	Capscrew - chamber bracket	20.25" x 7"	4.25" long	S-21234-2
			Lower, 3" long	S-21224-2
			Upper, 4" long	S-21232-2 #
31	Bracket	20.25" x 7"		A-3299-K-4873 #
				A-3299-J-4872 #
32	Felt - camshaft	All		5-X-478
33	Washer - felt retainer	All		1829-U-749
34	Washer - camshaft	All		1229-U-1295
35	Slack adjuster	20.25" x 5"		A1-3275-S-539
		20.25" x 7"		A3-3275-S-539
36	Washer - slack adjuster	All		1229-U-1295
37	Snap ring - slack adjuster	All		1229-V-4052
38	Pin - push rod clevis	20.25" x 7"		19-X-48
39	Cotter pin - clevis push rod pin	20.25" x 7"		K-2410
40	Air chamber	20.25" x 7"	Type 36, 1.75" push rod length.	G10-3276-J-36 #
			Type 36, 2.5" push rod length.	B26-3276-J-36 #
				Y1-3276-J-36 #
41	Clevis - push rod	20.25" x 7"		1245-S-201
42	Jam nut - push rod to clevis	20.25" x 7"		N-110-1

No Longer Available

SECTION 2

INDEX

Brake Shoe Lining Kits	Page
Brake Shoe Lining Kits	2-1

Brake Shoe Lining Kits

Part Number	Brake Size	Lining Mix	Shoes Used On	Remarks
2001-C-55	16.50" x 5.00"	R302	A98-3722-D-82	Includes 4 pieces cam end lining, 4 pieces anchor end lining and 70 rivets.
2001-N-40	16.50" x 5.00"	R502	A97-3722-D-82, SR502-4524P	Includes 4 pieces cam end lining, 4 pieces anchor end lining and 70 rivets.
2001-R-18	16.50" x 5.00"	R301	SR301-4524P	Includes 4 pieces cam end lining, 4 pieces anchor end lining and 70 rivets.
2000-D-1434	16.50" x 7.00"	R403	SR403-4515PC	Includes 4 pieces cam end lining, 4 pieces anchor end lining and 120 rivets.
2000-T-1372	16.50" x 7.00"	R502	SR502-4515PC	Includes 4 pieces cam end lining, 4 pieces anchor end lining and 135 rivets.
2000-U-1607	16.50" x 7.00"	R404	SR404-4515PC	Includes 4 pieces cam end lining, 4 pieces anchor end lining and 120 rivets.
2000-W-1271	20.25" x 4.00"	M71	A6-3722-E-603, A6-3722-P-744	Includes 2 pieces cam end lining, 2 pieces anchor end lining, 36 rivets and 1 spring.
2000-K-1337	20.25" x 5.00"	M71	A6-3222-F-1722	Includes 8 pieces lining and 104 rivets.
2000-T-1346	20.25" x 5.00"	M77	A5-3722-S-825, A8-3722-P-744	Includes 2 pieces cam end lining, 2 pieces anchor end lining and 56 rivets.
2000-V-1608	20.25" x 5.00"	M77	A8-3222-F-1722	Includes 8 pieces lining and 104 rivets.
2000-X-1298	20.25" x 5.00"	M71	A7-3722-P-744	Includes 2 pieces cam end lining, 2 pieces anchor end lining and 56 rivets.
2000-A-1275	20.25" x 7.00"	M71	A8-3222-L-1702	Includes 2 pieces cam end lining, 2 pieces anchor end lining and 58 rivets.


For additional brake repair kits, contact the Florence, KY Information Services Department at 888-725-9355.

SECTION 3

INDEX


Common Fasteners and Hardware	Page
Coarse Thread Capscrews	3-1
Cotter Pins	3-1
Fine Thread Capscrew	3-1
Hex Nuts.....	3-2
Lockwashers	3-2
Lockwire	3-2
Miscellaneous Screws.....	3-1
Miscellaneous Washers	3-3

Coarse Thread Capscrews


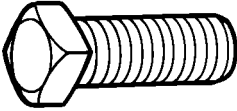

	Part Number	Length	Thread Size	Replaces	Grade	Remarks
	S-264-2	.50"	.38"-16	S-264-1	Grade 8	
S-265D	.63"	.38"-16	1490, 341539, 65331, B861, E579A, L168, M648, TP470	Grade 5		
S-266-2	.75"	.38"-16	S-266-1	Grade 8		
S-268-2	1.00"	.38"-16		Grade 8		
S-289-2	1.13"	.50"-13		Grade 8		
S-2910A-2	1.25"	.56"-12		Grade 8	Adhesive band	
S-21011-2	1.38"	.63"-11	S-21011-1	Grade 8		
S-2612-2	1.50"	.38"-16		Grade 8		
S-2812-2	1.50"	.50"-13	S-2812-1	Grade 8		
S-21012-2	1.50"	.63"-11	S-21012-1	Grade 8		
S-2914-2	1.75"	.56"-12	S-2914-1	Grade 8		
10-X-1594	1.75"	.63"-11		Grade 8		
S-21215-2	1.88"	.75"-10	S-21215-1	Grade 8		
S-21216-2	2.00"	.75"-10	S-21216-1	Grade 8		
S-21020A-2	2.50"	.63"-11	S-21020A-1	Grade 8	Adhesive band	
S-21221-2	2.63"	.75"-10		Grade 8		
S-21224-2	3.00"	.75"-10	S-21224-1	Grade 8		
S-21232-2 #	4.00"	.75"-10		Grade 8		
S-21234-2	4.25"	.75"-10	S-21234-1	Grade 8		

3


Fine Thread Capscrew

	Part Number	Length	Thread Size	Replaces	Grade	Remarks
	S-1814-2	1.75"	.50"-20			Grade 8

Miscellaneous Screws






	Part Number	Thread Size	Length	Replaces	Remarks
	S-843	.25"-20	.38"	1199-B-626, 01302, 341540, E773, L145, M617, TP471	
	10-X-1254	.38"-6	.75"	S-266D-1	Grade 8.2 Jaylock self locking epoxy capscrew.
	S-884	.50"-13	.50"		Cup point. Allen set screw.
	S-487D	.50"-13	.88"		Drilled square head; cup point

Cotter Pins


	Part Number	Length	Diameter	Replaces
	K-238	1.00"	.09"	K-237
	K-248	1.00"	.13"	
	K-2410	1.25"	.13"	9680523
	K-2816 #	2.00"	.25"	
	K-2820 #	2.50"	.25"	
	K-2624	3.00"	.19"	K-2622

No Longer Available

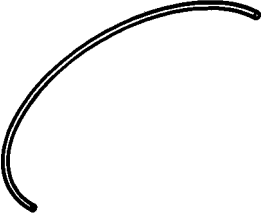
Hex Nuts

	Part Number	Thread Size	Width Across Flats	Thickness	Replaces	Remarks
	NL-16-1	.38"-24	.56"	.33"		Locknut
NL-18-1	.50"-20	.75"	.44"		Locknut	
	N-39-1	.56"-12	.88"	.48"		
	N-310-1	.63"-11	.94"	.55"		
	NL-210-1	.63"-11	.94"	.55"		Locknut
	N-210-1	.63"-18	.94"	.72"		
	N-110-1	.63"-18	.94"	.55"	137254, E2002	



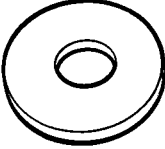

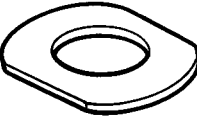
Lockwashers

	Part Number	Bolt Size	Inside Diameter	Thickness	Replaces	Remarks
	WA-16	.38"	.39"	.09"	WALH6 3	
	WA-18	.50"	.52"	.13"		
	WA-110	.63"	.64"	.16"	E1381	
	WA-112	.75"	.76"	.19"		

Lockwire

	Part Number	Length	Diameter
	1254-P-1030	7"	.032"
	LW-1912	12"	.041"
	LW-1612	12"	.062"
	LW-1924	24"	.041"

Miscellaneous Washers

	Part Number	Inside Diameter	Outside Diameter	Thickness	Replaces
	1229-T-514	.38"	.69"	.03"	
	1229-K-1597	.41"	.75"	.09"	ER01750
	1229-C-1511	.53"	.88"	.09"	009411 0
	1229-W-1505	.53"	1.06"	.09"	
	1729-J-244	.53"	1.25"	.16"	
	1229-Y-2443	.59"	.97"	.09"	
	1229-X-1558	.59"	1.03"	.13"	
	1229-W-1557	.66"	1.19"	.13"	
	1229-N-1626	.66"	1.38"	.19"	
	1229-U-1503	.67"	1.06"	.09"	1229-G-995, 1229-U-1503
	1229-V-1504	.78"	1.25"	.13"	1829-X-778, 1477, B954, E3869, E3874, L2933
	1229-T-2854	1.51"	2.25" x 2.63"	.06"	

SECTION 4

INDEX

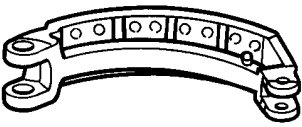
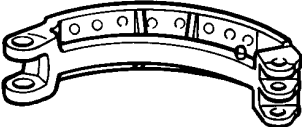


Brake Shoes and Related Parts	Page
16.5" Lined Brake Shoes	4-1
20.25" Lined Brake Shoes	4-1
Brake Shoe Guide Pins	4-5
Brake Shoe Return Spring Adapter and Pins	4-4
Brake Shoe Return Springs	4-2
Brake Shoe Rivets	4-2
Brake Shoe Roller Pin Retainer	4-5
Brake Shoe Roller Pins	4-5
Brake Shoe Roller Retainer	4-5
Brake Shoe Rollers	4-4

16.5" Lined Brake Shoes

	Part Number	Size	Holes per Shoe	FMSI No.	Rivet No.	Rivet Size	Remarks
		A94-3722-D-82	16.50" x 5.00"	16	4524B	RV-3109S	.25"
A97-3722-D-82		16.50" x 5.00"	16	4524B	RV-3109S	.25"	Shoe: A-3722-D-82; Lining Kit: 2001-N-40. Includes 2297-T-7222 roller, 1218-G-85 pin, 3105-B-210 retainer. Replaces: A95-3722-D-82.
B8-3722-D-82		16.50" x 5.00"	16	4524B	RV-3109S	.25"	Shoe: A-3722-D-82; Lining is bonded and riveted. Sold as shoe and lining assembly only. Replaces: A96-3722-D-82.
SR301-4524P		16.50" x 5.00"	16	4524B	RV-3109S	.25"	Shoe: A-3722-D-82 Lining Kit: 2001-R-18 Replaces: A14-3722-D-82, A90-3722-D-82
SR502-4524P		16.50" x 5.00"	16	4524B	RV-3109S	.25"	Shoe: A-3722-D-82 Lining Kit: 2001-N-40 Replaces: A95-3722-D-82
	A24-3222-D-1954 #	16.50" x 7.00"	28	4515G	RV-31010S	.25"	Shoe: A-3222-D-1954; Lining is bonded and riveted. Sold as shoe and lining assembly only. Replaces A53-3222-X-1584.
	A36-3222-D-1954	16.50" x 7.00"	28	4515G	RV-31010S	.25"	Shoe: A-3222-D-1954; Lining Kit: 2000-N-1418. Replaces A4-3222-D-1954. Same as SR405 4515PC except also contains 1199-U-3765 roller.
	SR403-4515PC	16.50" x 7.00"	28	4515G	RV-31010S	.25"	Shoe: A-3222-D-1954 Lining Kit: 2000-D-1434 Replaces: A28-3222-X-1584
	SR404-4515PC	16.50" x 7.00"	28	4515G	RV-31010S	.25"	Shoe: A-3222-D-1954 Lining Kit: 2000-U-1607 Replaces: A48-3222-X-1584, A19-3222-D-1954
	SR502-4515PC	16.50" x 7.00"	28	4515G	RV-31010S	.25"	Shoe: A-3222-D-1954 Lining Kit: 2000-T-1372 Replaces: A51-3222-X-1584, A17-3222-D-1954, A22-3222-D-1954, A26-3222-D-1954

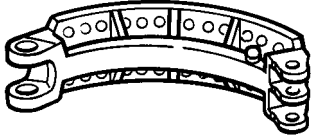


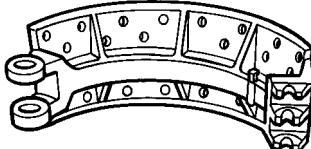
4

20.25" Lined Brake Shoes



	Part Number	Size	Holes per Shoe	FMSI No.	Rivet No.	Rivet Size	Remarks
	A6-3722-E-603	20.25" x 4.00"	16	4601	RV-31010S	.25"	Shoe: A-3722-E-603; Lining Kit: 2000-W-1271. Replaces A1-3722-E-603.
	A6-3722-Q-745	20.25" x 4.00"	16	4601	RV-31010S	.25"	Shoe: A4-3722-Q-745; Lining Kit: 2000-W-1271. Replaces A1-3722-Q-745, A5-3722-Q-745.
	A5-3722-S-825	20.25" x 5.00"	24	4628, 4629	RV-31010S	.25"	Shoe: A1-3722-S-825; Lining Kit: 2000-T-1346. Replaces A2-3722-S-825.
	A6-3222-F-1722	20.25" x 5.00"	24	4628, 4629	RV-31010S	.25"	Shoe: A-3222-E-1722; Lining Kit: 2000-K-1337. Replaces A1-3222-G-1437, A1-3222-Z-1586, A1-3222-F-1722.

No Longer Available




20.25" Lined Brake Shoes

	Part Number	Size	Holes per Shoe	FMSI No.	Rivet No.	Rivet Size	Remarks
	A7-3722-P-744	20.25" x 5.00"	24	4628, 4629	RV-31010S	.25"	Shoe: A3-3722-P-744; Lining Kit: 2000-X-1298. Replaces A2-3722-P-744, A6-3722-P-744.
	A8-3222-F-1722	20.25" x 5.00"	24	4628, 4629	RV-31010S	.25"	Shoe: A-3222-F-1722; Lining Kit: 2000-V-1608. Replaces A2-3222-G-1437, A2-3222-F-1722.
	A8-3722-P-744	20.25" x 5.00"	24	4628, 4629	RV-31010S	.25"	Shoe: A3-3722-P-744; Lining Kit: 2000-T-1346. Replaces A-3722-P-744, A1-3722-P-744, A4-3722-P-744.
	A6-3222-L-1702	20.25" x 7.00"	28		RV-31010S	.25"	Shoe: A-3222-L-1702; Lining Kit: 2000-A-1275. Replaces A-3722-D-212, A1-3722-D-212, A4-3722-M-741, A9-3722-M-741, A1-3222-L-1702, A2-3222-L-1702, A5-3222-L-1702.

Brake Shoe Rivets






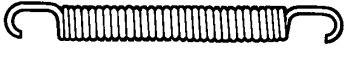
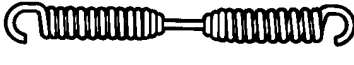


 	Part Number	Head Dia.	Body Dia.	Length	Brakes Used On	Remarks
	RV-3109S	.47"	.25"	.56"	16.5" x 5"	Straight hole. Plated steel
	RV-31010S	.47"	.25"	.63"	16.5" x 7", 20.25" x 4", 20.25" x 5", 20.25" x 7"	Tapered hole. Brass or plated steel.

Brake Shoe Return Springs

 <p style="text-align: center;">Length Measured From Insides of Hooks</p>						
	Part Number	Length	Coil O.D.	Replaces	Application Information	
GREEN	2258-R-590	6.13"	.75"	2258H 528, 01371, 66612, B972, E3512, L2858, M2739	Use on 16-1/2" x 7" and 18" x 7" P cast shoes. Use with 1218-C-107 hook.	
	Part Number	Length	Coil O.D.	Replaces	Application Information	
GREEN	2258-P-354	8"	1.13"	01321, 01354, 22117, 65310, 65337, B971, E545A, L179, M547, M548, TP1779, TP436	Use on 16.5" P brakes. Use 2258-Z-416 for heavy duty applications.	


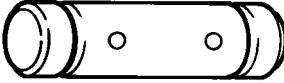

Brake Shoe Return Springs



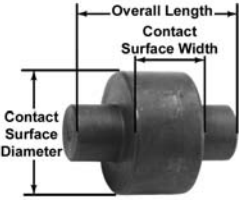

	Part Number	Length	Coil O.D.	Replaces	Application Information
 BLUE	2258-S-643	8.38"	1.13"	2258X 622, 01372, 19913, E9069, L3183, TP2087	Use on 16-1/2" x 4", 5" and 6" Q brakes on FL series front axles.
 ORANGE	2258-U-619	8.38"	1.13"	2258Q 433, 01346, 01359, 01367, 01369, 19833, 19856, 19883, 22119, 22120, 66864, B302, E2239, E2768, E3228, E3490A, L1418, L2098, M1424, M1427, TP1533	Use on 16-1/2" Q brakes. Use 2258-W-803 for H.D. applications and Q plus brakes.
 BLACK	2258-K-349	8.94"	1.13"	01323, 19878, E543, L115, M549, TP434	Use on 16-1/2" and 18" x 7" P brakes. Use with cast shoes only.
 BLACK OR RED	2258-F-370	9.19"	.88"		20.25" x 4", 5" and 7"
 YELLOW	2258-V-542	9.70"	.88"		Use on 22" x 7" P brakes and 20-1/4" and 22" RS brakes.
	2258-D-1252	9.75"	1.13"	2758E 31	20.25" x 7"
 GREEN	2258-Y-571	11"	.94"	758G 237	20.25" x 5"
 BLUE	2758-N-40 #	11.25"	.88"		20.25" x 5"
 GREEN	2758-M-39	11.56"	.88"		20.25" x 5"


No Longer Available

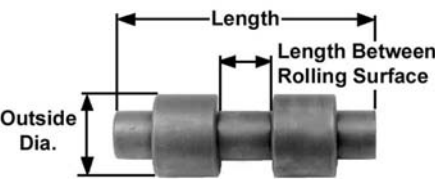
Brake Shoe Return Spring Adapter and Pins

	Part Number	Length	Diameter	Remarks	Replaces
	1218-G-85	2.75"	.25"	16.5" x 5", Use on fabricated P and Q brake shoes. 2 raised slots.	01320, 20881, 22115, 65351, B423, E747, L324, M1500, TP645
	1746-C-55	2.75"	.50"	20.25" x 5" 2 drill holes .109" diameter	
	1218-C-107		.25"	Use on 16.5" x 7" cast P shoes. Used with 2258-R-590 return spring.	01314, B973, E3513, L2859, M2742



Brake Shoe Rollers

	Part Number	Overall Length	Contact Surface Width	Contact Surface Dia.	Replaces	Application Information
	1199-U-3765	2.20"	.94"	1.63"	01236, 66610, B923, E3511, L1646, M2719, TP8470	Use on 16-1/2" x 7" and 18" x 7" P cast shoe brakes.
	1199-V-3922	2.20"	.94"	1.69"		20.25" x 5"
	2297-T-7222	2.25"	1.31"	1.25"	1779R 18, 66901	Use on 16-1/2" x 6" and 7" P and Q brakes.


	Part Number	Length	I.D.	O.D.	Replaces	Brakes Used On
	1199-A-625	.937"	.77"	1.25"	1199J2792, 01205, 321435, 65300, E2111A, E2176, E500, L100, M602, TP10002, TP1418	20.25" x 4", 20.25" x 5"

	Part Number	Length	Length Between Rolling Surface	O.D.	Application Information
	2247-W-101	3.91"	.81"	1.25"	Use on 20-1/4" P brakes.


Brake Shoe Roller Pins

	Part Number	Length	Outside Diameter	Replaces	Application Information
	1246-G-475	2.25"	.75"	1246S 227, 01250, 321440, E501, L101, M613	Use on 16-1/2" x 7", 20-1/4" x 4" and 5" P brakes.
	1246-P-354	3.94"	.75"		Use on 20.25" x 4" and 5" P brakes

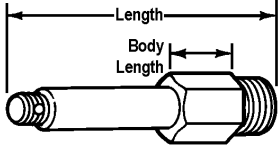
Brake Shoe Roller Pin Retainer

	Part Number	Length	O.D.	Replaces	Brakes Used On
	1746-U-73	1.38"	.23"		20.25" x 4", 20.25" x 5"

Brake Shoe Roller Retainer

	Part Number	Length	Wire Diameter	Replaces	Application Information
	1718-Y-103	2.28"	.078"	01300, 22111, 341529, 65327, B151, E539, E5478, L151, M644, TP422	Use on all sizes of 16-1/2" fabricated P shoes.

Brake Shoe Guide Pins

	Part Number	Length	Body Length	Replaces	Brakes Used On
	19-X-76	4"	1.13"		20.25" x 5"
	1746-E-57	4"	1.25"		20.25" x 5"

SECTION 5

INDEX




Anchor Pins, Spiders, Dust Shields	Page
Anchor Pin Bushings.....	5-1
Anchor Pin Felt Retainers	5-2
Anchor Pin Felts.....	5-2
Anchor Pin Link.....	5-2
Anchor Pin Locks	5-2
Anchor Pin Retainer	5-1
Anchor Pin Snap Rings	5-2
Anchor Pin Washers	5-3
Anchor Pins.....	5-1
Cam Brake Spiders.....	5-3
Dust Shield Lug.....	5-7
Dust Shield Plug.....	5-7
Dust Shield Spacer	5-7
Dust Shields	5-6

Anchor Pins


	Part Number	Length	Outside Diameter	Replaces	Application Information
	1259-Q-251	2.88"	1.25"	01440, 15525, 22128, 65328, E512, E744, L152, M620, TP1948	Use on 16.5" tractor brakes with fabricated shoes.
	1259-R-252	3.75"	1.25"	1259G 163, 01424, 15532, 65307, E502, E503, L113, TP1946	16.5" x 7" With .5" groove.
	1259-G-241	3.75"	1.25"		16.5" x 7" Without groove.
	1259-Q-121	4.81"	1.50"		20.25" x 4" With .5" groove.
	1259-D-238	4.81"	1.50"		20.25" x 5" , 20.25" x 7" Phosphate Coating
	A-1259-V-282	5.25"			20.25" x 5" Includes bushing 1225-N-950
	1859-D-82	7.50"	1.50"		20.25" x 5" , 20.25" x 7"
	1259-G-267	7.63"	1.50"		20.25" x 7"
	1859-K-89 #	7.75"	1.50"		20.25" x 4"
	1859-C-81 #	8.34" (5.343" to end of groove)	1.50"		20.25" x 7"
	1859-H-112	8.34" (5.81" to end of groove)	1.50"		20.25" x 5" , 20.25" x 7"

5

Anchor Pin Bushings


	Part Number	I.D.	O.D.	Length	Replaces	Application Information
	1225-F-266	1.25"	1.38"	.72"	01500, 01509, 231026, 65306, B211, E2218, E541, L112, M538, TP441	Bronze. Use on cast and heavy duty fabricated P shoes.
	1225-U-827	1.25"	1.38"	1.45"	E919, L595, TP387	Use on 16.5" P brakes. Stainless steel. 1/2" slot on center.
	1225-J-218	1.50"	1.63"	.97"	02207, 281239, E662, L299, M710, TP542	Bronze bushing for front brake, also used as a brake shoe bushing on 20", 20.25" and 22" P brake.

Anchor Pin Retainer


	Part Number	Length	O.D.	Brakes Used On
	1846-N-300	2"	.20"	20.25" x 4"

No Longer Available



Anchor Pin Felts

	Part Number	I.D.	O.D.	Thickness	Replaces	Remarks
	5-X-640	1.25"	1.63"	.13"	01460, 351576, B901, E537, L109, M641, TP487	Anchor pin felt. Use with 1205-K-193 retainer on 16.5" fabricated P brakes.
	5-X-191	1.50"	2"	.19"	02301, E587, L139, M586, TP478	20.25"



Anchor Pin Link

	Part Number	Hole Center to Hole Center	Hole Diameter	Brakes Used On
	1845-B-28	2.75"	1.50"	20.25" x 4", 20.25" x 5", 20.25" x 7"


Anchor Pin Locks

	Part Number	I.D.	Length	Thickness	Replaces	Brakes Used On
	1218-L-90	1"	1.75"	.08"	01480, 341528, E538, L111, M640, TP581	16.5" x 7"
	1218-W-23	1.31"		.09"		20.25" x 4", 20.25" x 5", 20.25" x 7"


Anchor Pin Felt Retainers

	Part Number	I.D.	O.D.	Replaces	Application Information
	1205-K-193	1.25"	1.66"	01470, 351577, B011, E563, L110, M642, TP486	Retainer, use with 5-X-640 felt on 16.5" x 5" and 7" P brakes.
	1205-W-205	1.52"	2.06"	02351, 291262, E571, L135, M589, TP492	Retainer, use with 5-X-191 felt on 20.25" x 4", 5" and 7" P series brakes.


Anchor Pin Snap Rings

	Part Number	I.D.	Thickness	Replaces	Brakes Used On
	1229-X-1116	1.16"	.05"	1218M 13, 01482, 22137, 341525, 65358, B793, E801, L111, L397, M1523, TP681	16.5" x 5", 16.5" x 7"

Anchor Pin Snap Rings

	Part Number	I.D.	Thickness	Replaces	Brakes Used On
	1854-E-187	1.33"	.09"		20.25" x 5", 20.25" x 7"
	1854-Z-182	1.41"	.09"		20.25" x 4"
	1854-A-131 #	1.64"	.09"		20.25" x 5"

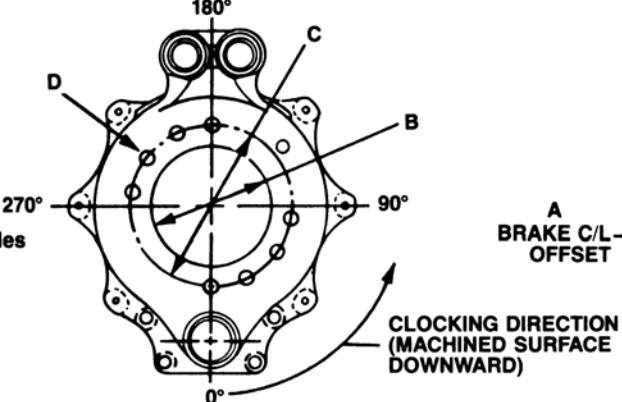
Anchor Pin Washers

	Part Number	I.D.	O.D.	Thickness	Replaces	Brakes Used On
	1229-M-559	1.53"	2.44"	.13"	04303, 291311, B8611, L344, M719, TP610	16.5" x 5", 20.25" x 4", 20.25" x 5", 20.25" x 7"
	1229-U-1295	1.78"	2.81"	.06"		20.25" x 5", 20.25" x 7"

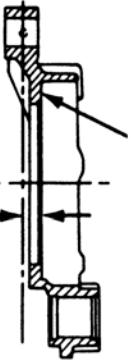
Cam Brake Spiders

STEPS TO IDENTIFY BRAKE SPIDERS:

1. Part Number
2. Offset — A
3. Pilot Diameter — B
4. Bolt Circle — C
5. Hole Size — D
6. Quantity of Mounting Holes
7. Clocking Sequence



CLOCKING DIRECTION (MACHINED SURFACE DOWNWARD)



PART NUMBER LOCATION

**A
BRAKE C/L
OFFSET**

NOTE: Boxed pairs indicate that a pair of two different spiders are needed for the ends of an axle because of the clocking of holes on the mounting bolt circle.

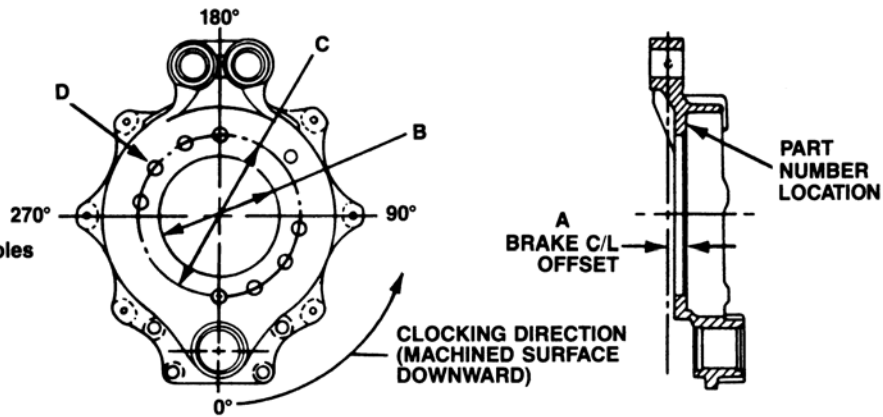
Part Number	Cast. No.	Offset	Pilot Dia.	Bolt Circle Dia.	Hole Dia.	No. of Mtg. Holes	Clocking Sequence of Mtg. Holes (Degrees)	Chamfer	Remarks
A-3211-A-5227	3211-H-3934	1.31"	6.75"	8.25"	.72"	14	12.8, 38.6, 64.3, 89.9, 115.7, 141.4, 167.1, 192.8, 218.5, 244.2, 269.9, 295.6, 321.4, 347.1	.125" x 45 deg.	For 16.5" x 5" brakes. Includes 1225-L-1208, 1225-B-496, 1205-G-761, A-1205-V-1556
A1-3211-W-5067	3211-U-4467	1.75"	6.75"	8.25"	.72"	13	25.7, 51.4, 77.1, 102.8, 128.5, 154.3, 179.9, 205.7, 231.4, 257.1, 282.8, 308.5, 334.2	.18" x 45 deg.	For 16.5" x 5" and 7" brakes. Includes 1225-L-1208, 1225-U-824, A-1205-V-1556
A1-3211-L-4744	4811-A-79	1.75"	6.75"	8.25"	.72"	13	25.7, 51.4, 77.1, 102.8, 128.5, 154.3, 179.9, 205.7, 231.4, 257.1, 282.8, 308.5, 334.2	.093" x 45 deg.	For 16.5" x 7" brakes. Includes 1225-L-1208, 1225-B-496, A-1205-V-1556
A7-3811-H-60	4211-Z-3406	1.75"	6.75"	8.25"	2.03"	13	25.7, 51.4, 77.1, 102.8, 128.5, 154.3, 179.9, 205.7, 231.4, 257.1, 282.8, 308.5, 334.2		For 16.5" x 5 in brakes. Includes 1225-L-1208, A-1205-V-1556
A2-3211-V-4468	3211-U-4467	1.75"	6.75"	8.50"	.91"	13	25.7, 51.4, 77.1, 102.8, 128.5, 154.3, 179.9, 205.7, 231.4, 257.1, 282.8, 308.5, 334.2	.093" x 45 deg.	For 16.5" x 7" brakes. Includes 1225-L-1208, 1225-U-827, A-1205-V-1556
A-3211-P-3864	4211-P-2356, 4211-Z-3406	1.75"	6.88"	8.25"	2.03"	16	0, 22.5, 45, 67.5, 90, 112.5, 135, 157.5, 180, 202.5, 225, 247.5, 270, 292.5, 315, 337.5	.090" x 45 deg.	For 16.5" x 5" brakes. Includes 1225-L-1208, 1225-B-496, 1205-G-761, A-1205-V-1556
A2-3211-W-3663	3211-T-3478	2.81"	7.13"	8.125"	.59"	10	18, 54, 90, 126, 162, 198, 234, 270, 306, 342	.093" x 45 deg.	For 16.5" x 5" brakes. Includes 1225-L-1208, 1225-B-496, A-1205-V-1556
A2-3211-D-3228	3211-C-3227	3.19"	7.13"	8.125"	2.03"	10	18, 54, 90, 126, 162, 198, 234, 270, 306, 342	.093" x 45 deg.	For 16.5" x 5" brakes. Includes 1225-L-1208, 1225-U-827, A-1205-V-1556

No Longer Available

Cam Brake Spiders

STEPS TO IDENTIFY BRAKE SPIDERS:

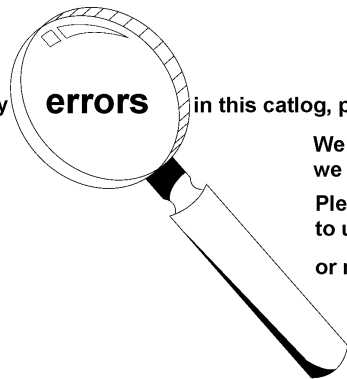
1. Part Number
2. Offset — A
3. Pilot Diameter — B
4. Bolt Circle — C
5. Hole Size — D
6. Quantity of Mounting Holes
7. Clocking Sequence



NOTE: Boxed pairs indicate that a pair of two different spiders are needed for the ends of an axle because of the clocking of holes on the mounting bolt circle.

Part Number	Cast. No.	Offset	Pilot Dia.	Bolt Circle Dia.	Hole Dia.	No. of Mtg. Holes	Clocking Sequence of Mtg. Holes (Degrees)	Chamfer	Remarks
A1-3211-D-3228 #	3211-C-3227	3.19"	7.13"	8.125"	2.03"	10	18, 54, 90, 126, 162, 198, 234, 270, 306, 342	.093" x 45 deg.	For 16.5" x 5" brakes. Includes 1705-D-290, 3780-A-131
A2-3211-P-3552	3211-C-3227	3.19"	7.13"	8.25"	2.03"	16	0, 22.5, 45, 67.5, 90, 112.5, 135, 157.5, 180, 202.5, 225, 247.5, 270, 292.5, 315, 337.5	.093" x 45 deg.	For 16.5" x 5 in brakes. Includes 1225-L-1208, 1225-U-827, A-1205-V-1556

If you detect any **errors** in this catalog, please let us know.



We want the information to be as accurate as possible; we appreciate your help in making it so.

Please e-mail any comments/suggestions/corrections to us at: catalogfeedback@arvinmeritor.com

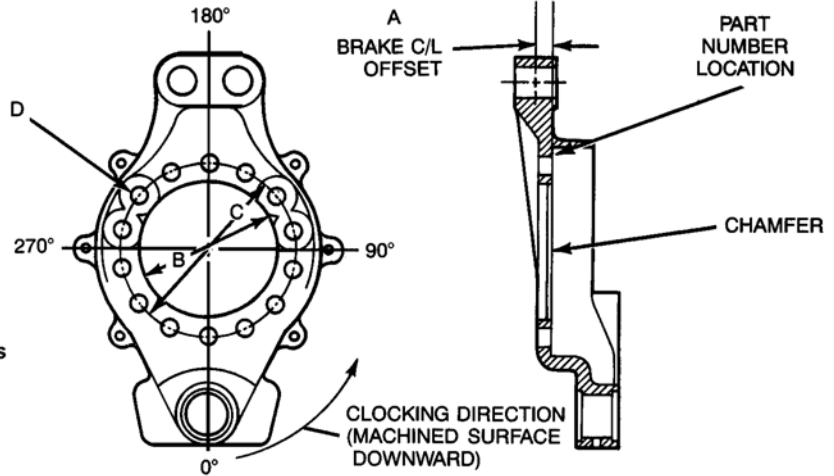
or mail to: ArvinMeritor
attn: Catalog Dept.
7975 Dixie Highway
Florence, KY 41042

No Longer Available

Cam Brake Spiders

STEPS TO IDENTIFY BRAKE SPIDERS:

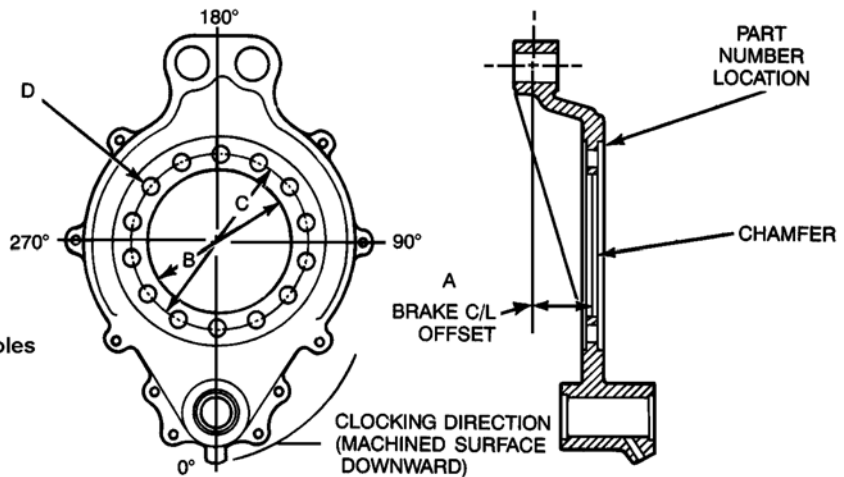
1. Part Number
2. Offset –A
3. Pilot Diameter – B
4. Bolt Circle – C
5. Hole Size – D
6. Quantity of Mounting Holes
7. Clocking Sequence



Part Number	Cast. No.	Offset	Pilot Dia.	Bolt Circle Dia.	Hole Dia.	No. of Mtg. Holes	Clocking Sequence of Mtg. Holes (Degrees)	Chamfer	Remarks
A-3211-X-5172 #	4711-G-59	.98"	6.75"	8.50"	.91"	14	0, 25.7, 51.4, 77.1, 102.8, 128.5, 154.3, 179.9, 205.7, 231.4, 257.1, 282.8, 308.5, 334.2	.062" x 45 deg.	For 20.25" x 7" brakes. Includes 1228-Z-156, 2206-X-1038 and 1705-V-230. 0.125-27 N.P.S.F. hole in bottom.
A-3911-S-305 #	4711-G-59	.98"	6.75"	8.50"	.91"	14	0, 25.7, 51.4, 77.1, 102.8, 128.5, 154.3, 179.9, 205.7, 231.4, 257.1, 282.8, 308.5, 334.2	.062" x 45 deg.	For 20.25" x 7" brakes. Includes 1228-Z-156
A-3211-R-5348	4711-G-59	1"	6.75"	8.50"	2.03"	14	0, 25.7, 51.4, 77.1, 102.8, 128.5, 154.3, 179.9, 205.7, 231.4, 257.1, 282.8, 308.5, 334.2	.062" x 45 deg.	For 20.25" x 7" brakes. Includes 1228-Z-156, 1705-V-230. No hole in bottom.

STEPS TO IDENTIFY BRAKE SPIDERS:

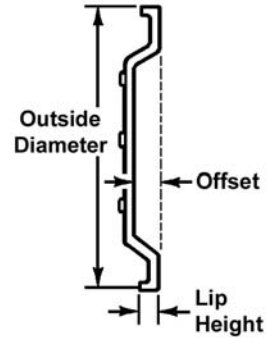
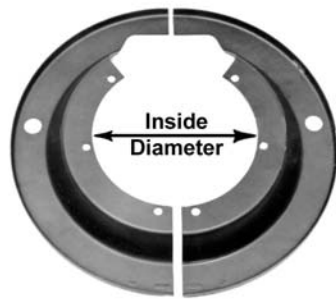
1. Part Number
2. Offset –A
3. Pilot Diameter – B
4. Bolt Circle – C
5. Hole Size – D
6. Quantity of Mounting Holes
7. Clocking Sequence



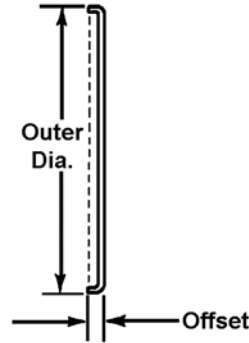
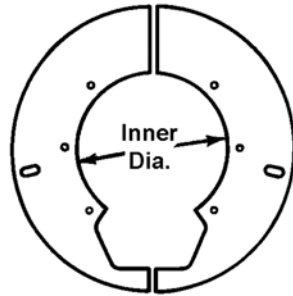
Part Number	Cast. No.	Offset	Pilot Dia.	Bolt Circle Dia.	Hole Dia.	No. of Mtg. Holes	Clocking Sequence of Mtg. Holes (Degrees)	Chamfer	Remarks
A-3911-P-302 #	4911-N-300	2.88"	6.75"	8.25"	.72"	14	0, 25.7, 51.4, 77.1, 102.8, 128.5, 154.3, 179.9, 205.7, 231.4, 257.1, 282.8, 308.5, 334.2	.062" x 45 deg.	For 20.25" x 5" brakes. Includes 1205-W-205, 5-X-191, 1225-L-1208, 1229-J-868
A1-3711-M-429	4711-L-428	2.88"	9.13"	10.25"	.72"	16	0, 22.5, 45, 67.5, 90, 112.5, 135, 157.5, 180, 202.5, 225, 247.5, 270, 292.5, 315, 337.5	.062" x 45 deg.	For 20.25" x 4 in brakes. Includes 1228-A-53, A-1205-V-1556

No Longer Available

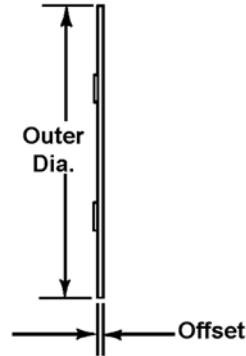
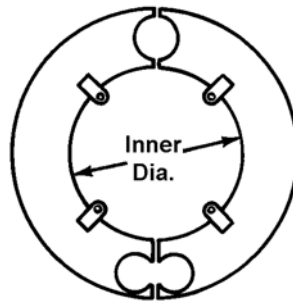
Dust Shields



Part Number	O.D.	I.D.	Offset	Lip Height	View	Brakes Used On
A1-3736-M-91	18.13"	9.63"	.75"	.66"	Complete	16.5" x 5"
A3-3736-N-92 %	18.13"	9.63"	.75"	.66"	LH	16.5" x 7"
A3-3736-M-91 %	18.13"	9.63"	.75"	.66"	RH	16.5" x 7"
A1-3236-Q-2123	18.13"	10.13"	1.50"	.66"	Complete	16.5" x 5", 16.5" x 7"
A1-3736-P-198	22.25"	11.25"	1.31"	.75"	Complete	20.25" x 7"



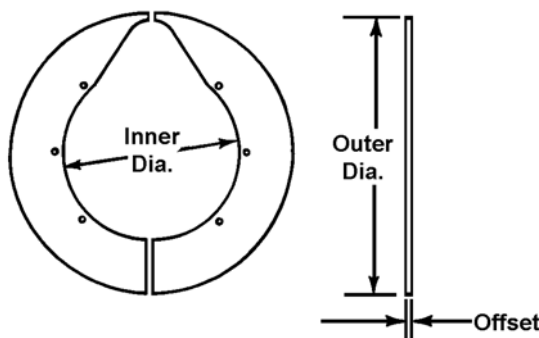
Part Number	O.D.	I.D.	Offset	View	Brakes Used On
3236-T-1840	18.13"	9.63"	.75"	LH	16.5" x 5"
3236-S-1839				RH	



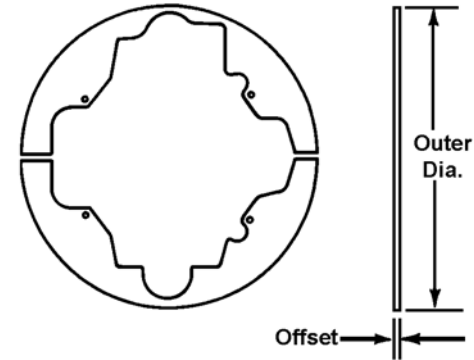
Part Number	O.D.	I.D.	Offset	View	Brakes Used On
A1-3836-N-222 #	20.13"	11.06"	.09"	LH	20.25" x 4"
A-3836-N-222 #				RH	

No Longer Available

% Includes .875" spacer.




Part Number	O.D.	I.D.	Offset	Brakes Used On
3836-H-216 *	20.13"	12.63"	.09"	20.25" x 5"



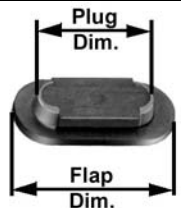
Part Number	O.D.	Offset	View	Brakes Used On
3836-G-215	20.13"	.11"	Lower	20.25" x 5"
3836-F-214 #			Upper	

Dust Shield Lug



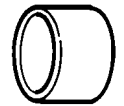
Part Number	Length	Width	Thickness	Brakes Used On
1898-Z-884	2.06"	.75"	.09"	20.25" x 4"

Dust Shield Plug



Part Number	Flap Dimension	Plug Dimension	Replaces	Brakes Used On
1707-B-2	1.50"	1.12"	07181, L1785	16.5" x 5"

Dust Shield Spacer



Part Number	Inside Diameter	Outside Diameter	Length	Brakes Used On
1244-F-1696 #	.49"	.68"	.91"	16.5" x 7"

* Right and left hand are identical. Two (3836-H-216) are required per brake. No longer available.

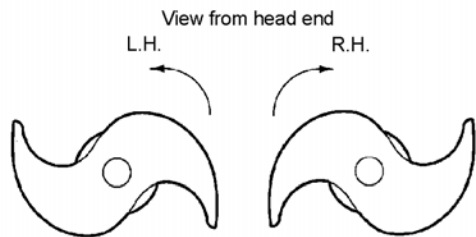
% Includes .875" spacer.
No Longer Available

SECTION 6

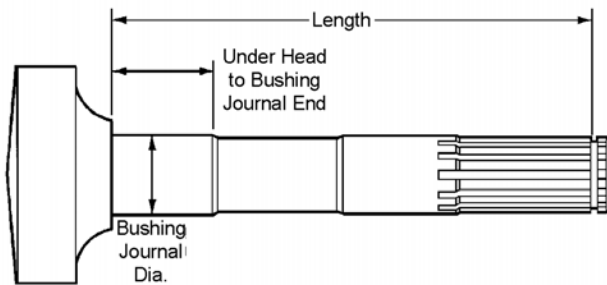
INDEX

Camshafts, Slack Adjusters, Brackets	Page
Automatic Slack Adjusters	6-7
Bracket Support Clamp	6-16
Brake Lever	6-9
Camshaft Bushings	6-19
Camshaft Collar	6-20
Camshaft Cover	6-20
Camshaft Extensions	6-20
Camshaft Gasket	6-16
Camshaft Plug	6-20
Camshaft and Bracket Spacers	6-21
Camshaft and Chamber Bracket Sleeves	6-20
Camshaft and Slack Adjuster Felts	6-16
Camshaft and Slack Adjuster Lock and Snap Rings	6-17
Camshaft and Slack Adjuster Retainer	6-16
Camshaft and Slack Adjuster Seals and O-Rings	6-17
Camshaft and Slack Adjuster Washers	6-18
Camshaft/Chamber Support Brackets	6-10
Double "S" Head Camshafts 1.50"-10 Spline	6-3
Double "S" Head Camshafts 1.50"-10 Spline with Bearing Retainer Groove	6-3
Double "S" Head Camshafts 1.50"-10 Spline with Bearing Retainer Grooves	6-4
Double "S" Head Camshafts 1.50"-28 Spline	6-4
Double "S" Head Camshafts 1.75"-10 Spline with Bearing Retainer Grooves	6-5
Grease Fittings	6-22
Manual Slack Adjuster Clevises	6-9
Manual Slack Adjusters	6-7
Needle Bearings	6-20
Single "S" Head Camshafts 1.50"-10 Spline	6-1
Single "S" Head Camshafts 1.50"-10 Spline with Bearing Retainer Groove	6-2
Single "S" Head Camshafts 1.50"-28 Spline	6-2
Single "S" Head Camshafts 1.75"-10 Spline	6-4
Single "S" Head Camshafts 1.75"-10 Spline with Bearing Retainer Groove	6-5
Single "S" Head Camshafts 1.75"-48 Spline	6-6
Slack Adjuster Clevis Pins	6-9
Slack Adjuster Collar	6-9
Slack Adjuster Lever	6-10

Single "S" Head Camshafts 1.50"-10 Spline



NOTE: LH and RH indicates only the direction of cam rotation;
NOT which side of the vehicle the cam is used on.
(LH = Counterclockwise) (RH = Clockwise)

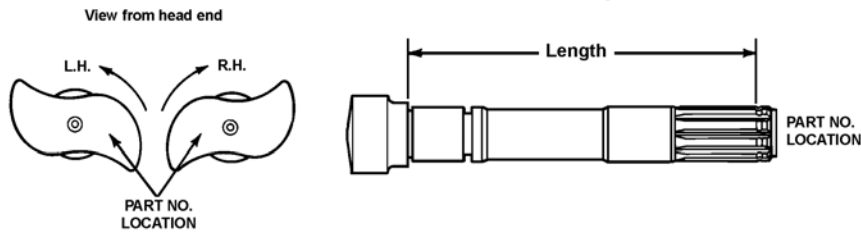


NOTE: All camshaft lengths are measured to the beginning of the snap ring groove.

Part Number	Head End	Effective Length	Replaces	Brake Size
R607092	LH	8.54"	2210X5640, 04153, 04450862, 18805, 28914, 382479A, 41028, 54047L, 66877, 72388, A8023, C479L, CS41028, E2479, E2479A, HCM4951, L1413, M996L, NL1292, TP1753	16.50"
R607091	RH		2210W5639, 04152, 04450861, 18804, 28915, 382478A, 41003, 41029, 54046R, 66876, 72387, A8024, C478R, CS41029, E2478, E2478A, HCM4941, L1412, M996R, NL1293, TP1752	
2210-T-5662	LH	9.72"	2210W3741	
2210-S-5661	RH		2210X3742	
R607076	LH	11.51"	2210D5360, 04147, 04451152, 109519R1, 126021M, 18811, 28508, 381148B, 41016, 41421148, 54041L, 65322, 70017245, 72394, 843368, A8083, C148L, CS41016, E1148, E1148B, L508, M743L, NL1300, S8394, TP326	
R607075	RH		2210C5359, 04146, 04451151, 109520R1, 126020M, 18810, 207185R1, 28507, 381147B, 41017, 41421147, 54040R, 65231, 65321, 70017244, 72393, 843369, A8084, C147R, CS41017, E1147, E1147B, L507, M743R, NL1301, S8393, TP325	
2210-N-5422	LH	12.94"	2210E5049, 04163, 18815, TP8619	
2210-M-5421	RH		2210F5050, 04162, 18814, TP8618	
2210-V-5352	LH	13.19"	E7254	
2210-U-5351	RH		E7255	
2210-A-5279	LH	13.56"		
2210-B-5280	RH			
2210-N-5760	LH	13.57"	2210B5046	
2210-M-5759	RH		2210A5045	
2210-R-6778	LH	14.51"		
2210-Q-6777	RH			
2210-V-6002	LH	17.10"		
2210-U-6001	RH			
2210-D-5724	LH	17.41"	2210Y3093	
2210-C-5723	RH		2210Z3094	
2210-R-6622	LH	18.63"		
2210-Q-6621	RH			
2210-A-5981 #	LH	20.47"		
2210-B-5982 #	RH			
2210-S-6077	LH	23.61"		
2210-T-6078	RH			

No Longer Available

Single "S" Head Camshafts 1.50"-10 Spline with Bearing Retainer Groove

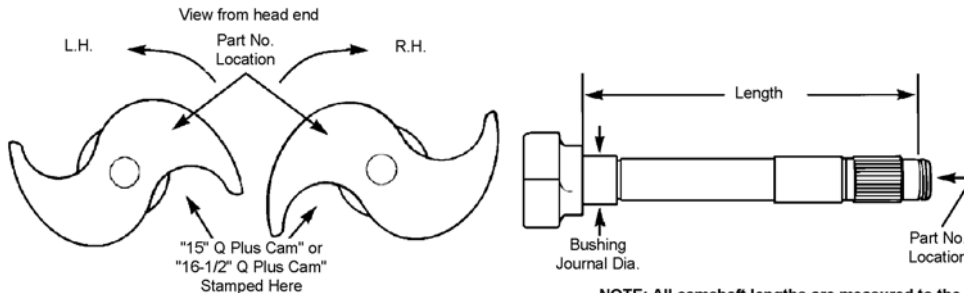


NOTE: LH and RH indicates only the direction of cam rotation;
NOT which side of the vehicle the cam is used on.
(LH = Counterclockwise) (RH = Clockwise)

NOTE: All camshaft lengths are measured to the beginning of the snap ring groove.

Part Number	Head End	Effective Length	Replaces	Brake Size
2210-N-6280	LH	8.61"		20.25"
2210-M-6279	RH			
2210-V-6418	LH	16.79"	2210N3602	16.50"
2210-U-6417	RH		2210M3601	
2210-K-6381	LH	17.35"		
2210-J-6380	RH			
2210-Z-6396	LH	19.47"	2210S3373	
2210-Y-6395	RH			
2210-P-6386	LH	21.41"		
2210-N-6384	RH		2210N6384S	
2210-S-6311	LH	21.47"		
2210-R-6310	RH			
2210-M-6383	LH	23.41"	2810V 334	20.25"
2210-L-6382	RH		2810U 333	
2210-Q-6335	LH	23.60"		16.50"
2210-P-6334	RH			

Single "S" Head Camshafts 1.50"-28 Spline



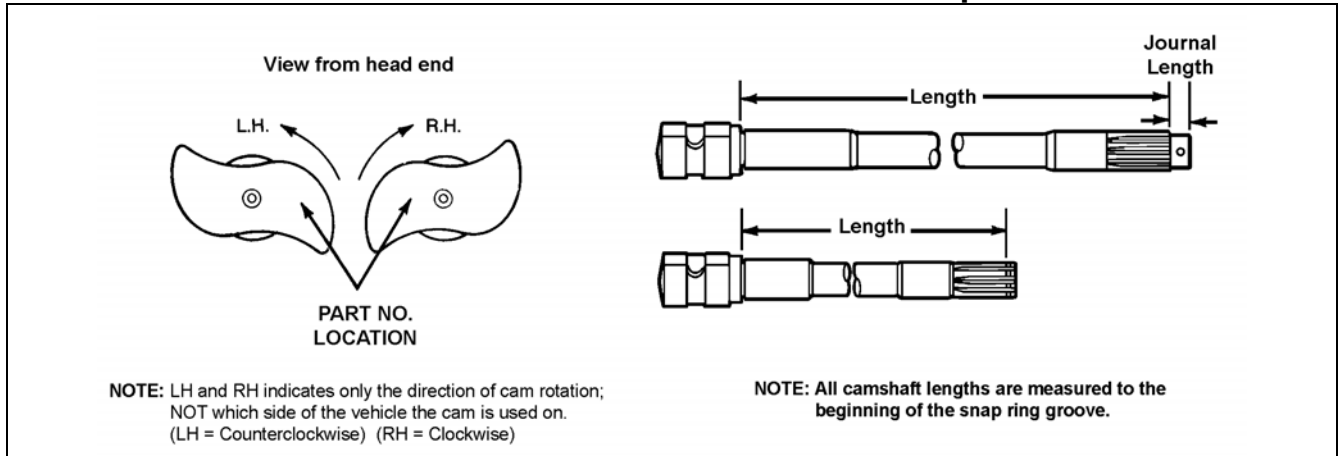
NOTE: LH and RH indicates only the direction of cam rotation;
NOT which side of the vehicle the cam is used on.
(LH = Counterclockwise) (RH = Clockwise)

NOTE: All camshaft lengths are measured to the beginning of the snap ring groove.

Part Number	Head End	Effective Length	Replaces	Brake Size
2210-U-7587	LH	12.95"	2210L5342, 04041, 04461312, 18837, 41566, E4729, E9669, L2883, M2607L, TP8625	16.50"
2210-T-7586	RH		2210K5341, 04040, 04461311, 18836, 41567, E4728, E9086, E9670, L2882, M2607R, TP8624	
2210-Q-7609	LH	13.59"	2210X5432	
2210-P-7608	RH		2210W5431	
2210-A-7645	LH	14.59"	2210L5446, 2210N5344, E9081, E9677, L2891, L3338	
2210-Z-7644	RH		2210K5445, 2210M5343, E9082, E9678, L2890, L3339	
2210-A-7749	LH	17.45"	2210U7067, 2210G5935	
2210-Z-7748	RH		2210T7066, 2210F5934	

No Longer Available

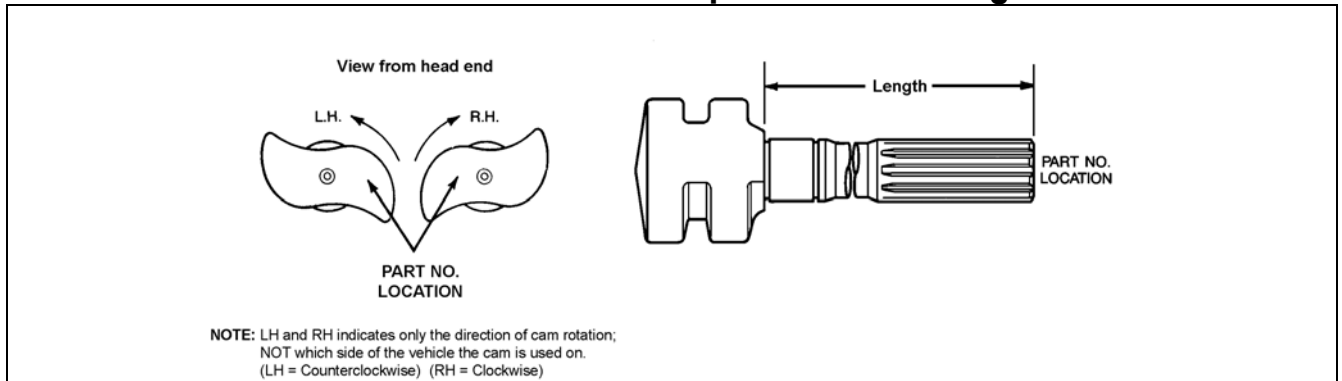
Double "S" Head Camshafts 1.50"-10 Spline



Part Number	Head End	Effective Length	Spline End Journal Length	Replaces	Brake Size
2210-Q-6283	LH	14.22"			20.25"
2210-P-6282	RH				
2810-T-462	LH	23.50"	.88"		
2810-U-463	RH				
2810-V-464	LH	28.94"			
2810-W-465	RH				

6

Double "S" Head Camshafts 1.50"-10 Spline with Bearing Retainer Groove



Part Number	Head End	Effective Length	Replaces	Brake Size
2210-A-5201	LH	10.13"		20.25"
2210-Z-5200	RH			
2810-T-384 #	LH	14.50"		
2810-S-383 #	RH			
2810-N-482	LH	16.13"		
2810-P-484	RH			
2810-Z-390 #	LH	24.56"		
2810-Y-389 #	RH			

No Longer Available

Double "S" Head Camshafts 1.50"-10 Spline with Bearing Retainer Grooves

View from head end

PART NO.
LOCATION

NOTE: LH and RH indicates only the direction of cam rotation;
NOT which side of the vehicle the cam is used on.
(LH = Counterclockwise) (RH = Clockwise)

Part Number	Head End	Effective Length	Spline End Journal Length	Replaces	Brake Size
2810-K-375 #	LH	25.19"	.781"		20.25"
2810-L-376 #	RH				

Double "S" Head Camshafts 1.50"-28 Spline

View from head end

PART NO.
LOCATION

NOTE: LH and RH indicates only the direction of cam rotation;
NOT which side of the vehicle the cam is used on.
(LH = Counterclockwise) (RH = Clockwise)

NOTE: All camshaft lengths are measured to the beginning of the snap ring groove.

Part Number	Head End	Effective Length	Bushing Journal Diameter	Replaces	Brake Size
2210-E-6895	LH	13.40"	1.75"		20.25"
2210-D-6894	RH				

Single "S" Head Camshafts 1.75"-10 Spline

View from head end

PART NO.
LOCATION

NOTE: LH and RH indicates only the direction of cam rotation;
NOT which side of the vehicle the cam is used on.
(LH = Counterclockwise) (RH = Clockwise)

Part Number	Head End	Effective Length	Bushing Journal Diameter	Replaces	Brake Size
2210-N-5188	LH	13.72"	1.47"		20.25"
2210-M-5187	RH				

No Longer Available

Single "S" Head Camshafts 1.75"-10 Spline with Bearing Retainer Groove

View from head end

NOTE: LH and RH indicates only the direction of cam rotation;
NOT which side of the vehicle the cam is used on.
(LH = Counterclockwise) (RH = Clockwise)

Part Number	Head End	Effective Length	Replaces	Brake Size
2710-B-106	LH	17.75"		20.25"
2710-A-105	RH			

Double "S" Head Camshafts 1.75"-10 Spline with Bearing Retainer Grooves

View from head end

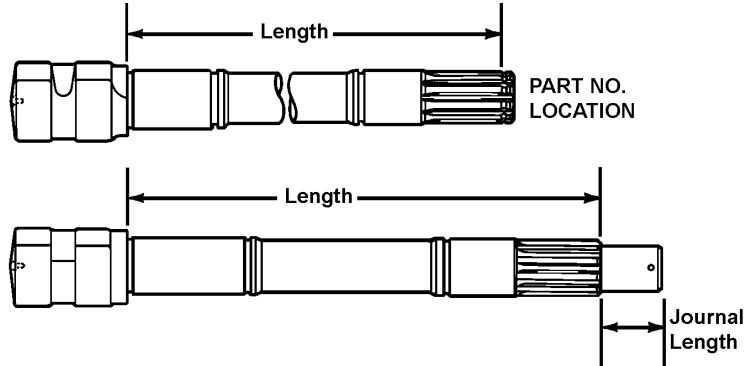
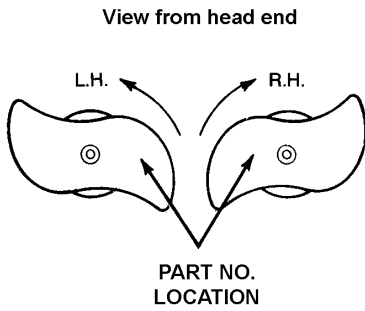
NOTE: LH and RH indicates only the direction of cam rotation;
NOT which side of the vehicle the cam is used on.
(LH = Counterclockwise) (RH = Clockwise)

NOTE: All camshaft lengths are measured to the beginning of the snap ring groove.

Part Number	Head End	Effective Length	Spline End Journal Length	Replaces	Brake Size
2210-E-6375 #	LH	6.53"		2210E6375S	20.25"
2210-F-6376 #	RH			2210F6376S	
2810-L-428	LH	6.97"	.91"		
2810-K-427	RH				
2210-R-4854	LH	6.97"	.91"		
2210-S-4855	RH				
2210-M-5083	LH	11.30"	.88"		
2210-N-5084	RH				
2810-C-445 #	LH	13.43"	.78"		
2810-B-444 #	RH				
2210-H-6378	LH	13.78"		2810S 357	
2210-G-6377	RH			2810T 358	
2210-H-6404	LH	14.38"			
2210-G-6403	RH			2210J3130	
2210-L-6408	LH	14.47"		2210J4638	
2210-M-6409	RH			2210K4639	
2810-E-447 #	LH	15.18"			
2810-D-446	RH				
2810-Y-415 #	LH	15.56"			
2810-Z-416 #	RH				
2210-E-6141	LH	16.60"	.91"		
2210-F-6142	RH				

No Longer Available

Double "S" Head Camshafts 1.75"-10 Spline with Bearing Retainer Grooves

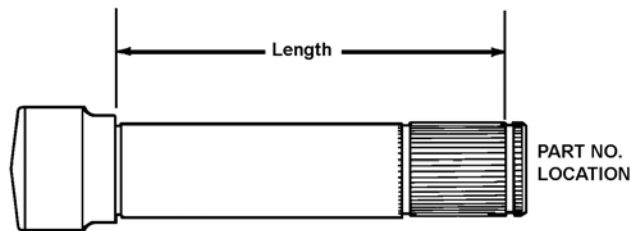
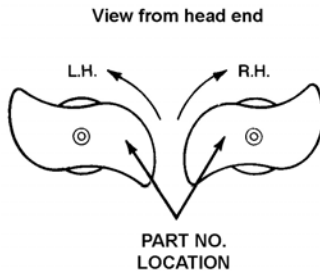


NOTE: LH and RH indicates only the direction of cam rotation;
NOT which side of the vehicle the cam is used on.
(LH = Counterclockwise) (RH = Clockwise)

NOTE: All camshaft lengths are measured to the beginning of the snap ring groove.

Part Number	Head End	Effective Length	Spline End Journal Length	Replaces	Brake Size
2810-B-392	LH	17.36"			20.25"
2810-A-391	RH				
2210-X-6524	LH	21.72"			
2210-Y-6525	RH				
2810-P-380	LH	21.99"	.78"		
2810-N-378	RH				
2210-E-6713	LH	22.21"			
2210-F-6714	RH				
2810-Q-459 #	LH	24.86"	.91"		
2810-P-458 #	RH				
2210-A-6371 #	LH	25.47"		2810G 423	
2210-Z-6370 #	RH			2810F 422	
2210-M-6435	LH	25.89"	.78"		
2210-L-6434	RH				
2210-D-6374	LH	26.14"		2810V 386	
2210-C-6373	RH			2810U 385	
2210-B-6372 #	RH	32.47"			
2810-W-387 #	LH	33.53"			

Single "S" Head Camshafts 1.75"-48 Spline



NOTE: LH and RH indicates only the direction of cam rotation;
NOT which side of the vehicle the cam is used on.
(LH = Counterclockwise) (RH = Clockwise)

NOTE: All camshaft lengths are measured to the beginning of the snap ring groove.

Part Number	Head End	Effective Length	Replaces	Brake Size
2810-N-300 #	LH	7.59"		20.25"
2810-M-299 #	RH			

No Longer Available

Automatic Slack Adjusters

Note: Type 1, Type 2 and Type 3 indicate the location of the pawl assembly on the slack adjuster. The slack adjuster must be installed so the pawl can be removed during maintenance.

Part Number	Type	Spline Dia./ No. of Teeth	Lever Length	Replaces	Brakes Used On
R801045	1	1.50"-10	6.50"	R802370, A13275P718S	16.5" x 7"
R802371	2			A 3 3275E1149S	
R802512	1	1.50"-28	6.50"	A 7 3275D1148S	20.25" x 7"
R802513	2			A 7 3275E1149S	

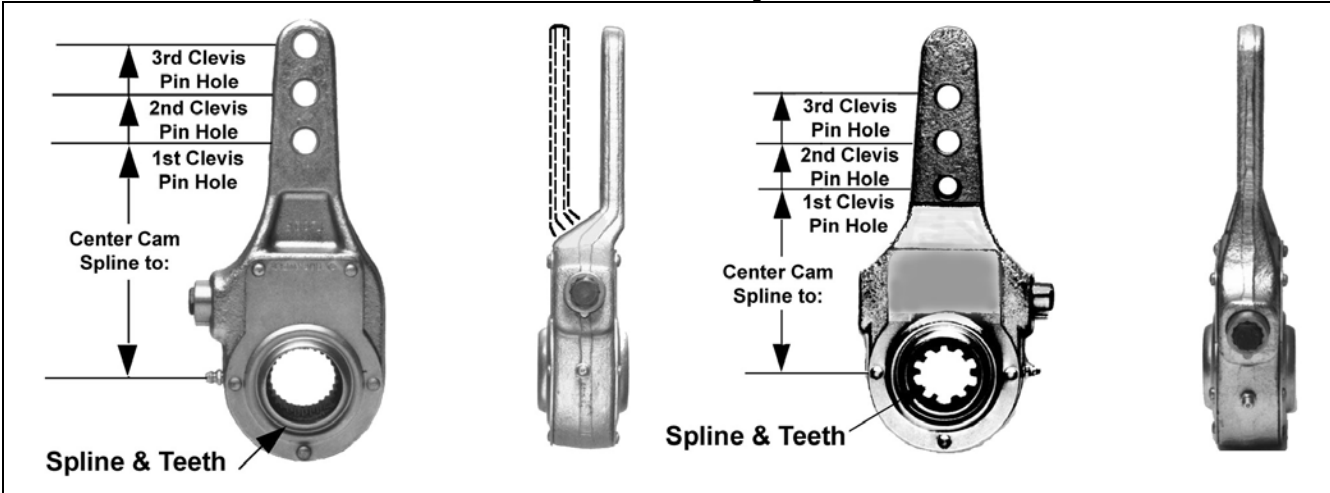
6

Manual Slack Adjusters

Part Number	Arm Length			Straight/Offset	Spline Dia. & No. of Teeth	Clevis Pin Dia.	Remarks	Brakes Used On
	Center Cam Spline to First Clevis Pin Hole	Center Cam Spline to Second Clevis Pin Hole	Center Cam Spline to Third Clevis Pin Hole					
A7-3275-X-518	5"	5.50"	6"	Straight	1.50"-10	.50"		16.5" x 5"
B27-3275-X-518	5"	5.50"	6"	Straight	1.50"-10	.63"	90° grease fitting.	16.5" x 5"
A14-3275-X-518	5"	5.50"	6"	Straight	1.50"-10	.63"	90° grease fitting	16.5" x 5"
A18-3275-X-518 #	5.50"	6"	6.50"	Straight	1.50"-10	.50"		16.5" x 5"
B28-3275-X-518	5.50"	6"	6.50"	Straight	1.50"-10	.63"		16.5" x 5"
A13-3275-X-518	5.50"	6"	6.50"	Straight	1.50"-10	.63"		16.5" x 5", 16.5" x 7", 20.25" x 5"
B22-3275-X-518	5.50"	6"	6.50"	Straight	1.50"-28	.63"		16.5" x 7"
A13-3275-Z-520	6"	6"		LH 7/8"	1.50"-10	.63"		20.25" x 4"

For full line of Automatic Slack Adjusters, see PB-8857. **NOTE:** Clevis not included with manual slack adjusters.
 # No Longer Available

Manual Slack Adjusters

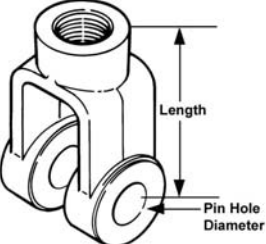


Part Number	Arm Length			Straight/Offset	Spline Dia. & No. of Teeth	Clevis Pin Dia.	Remarks	Brakes Used On
	Center Cam Spline to First Clevis Pin Hole	Center Cam Spline to Second Clevis Pin Hole	Center Cam Spline to Third Clevis Pin Hole					
A12-3275-Z-520 #	6"	6"		RH 7/8"	1.50"-10	.63"		20.25" x 4"
A22-3275-A-521 #	7"			LH 1-1/2"	1.50"-10	.50"		20.25" x 5"
A21-3275-A-521	7"			RH 1-1/2"	1.50"-10	.50"		20.25" x 5"
A5-3275-X-518 #	7"			Straight	1.50"-10	.50"		16.5" x 5"
A25-3275-X-518 #	7"			Straight	1.50"-10	.63"		16.5" x 7"
A36-3275-J-1050	7"			Straight	1.50"-10	.63"		16.5" x 5"
B23-3275-X-518	7"			Straight	1.50"-28	.63"		16.5" x 7"
A36-3275-X-518 #	8"			Straight	1.50"-10	.63"		20.25" x 5"

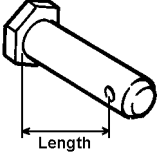

Part Number	Arm Length	Straight/Offset	Spline Dia. & No. of Teeth	Clevis Pin Dia.	Brakes Used On
A6-3275-S-539	7"	Straight	1.75"-10	.75"	20.25" x 7"
A1-3275-S-539	8"	Straight	1.75"-10	.75"	20.25" x 5", 20.25" x 7"
A3-3275-S-539	8.50"	Straight	1.75"-10	.75"	20.25" x 7"

No Longer Available

Manual Slack Adjuster Clevises

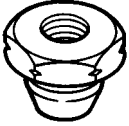
	Part Number	Length	Pin Hole Dia.	Thread	Replaces	Brakes Used On
	1245-D-186	1.81"	.63"	.63"-18	1245B 184	16.5" x 5", 16.5" x 7", 20.25" x 4"
	1245-S-201	2"	.75"	.63"-18		20.25" x 7"

Slack Adjuster Clevis Pins

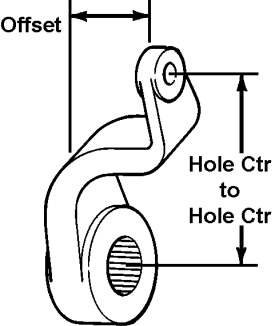
	Part Number	Length Under Head to Center of Hole	Diameter	Replaces	Brakes Used On
	19-X-1084	1.50"	.50"	19X 60	16.5" x 5"
	19-X-61	1.59"	.63"		16.5" x 5", 16.5" x 7", 20.25" x 4", 20.25" x 5"
	19-X-48	1.88"	.75"		20.25" x 7"

6

Slack Adjuster Collar

	Part Number	Thread	Hex	Thickness	Brakes Used On
	2207-M-13	.63"-18	1.13"	.77"	16.5" x 7", 20.25" x 7" P brakes

Brake Lever

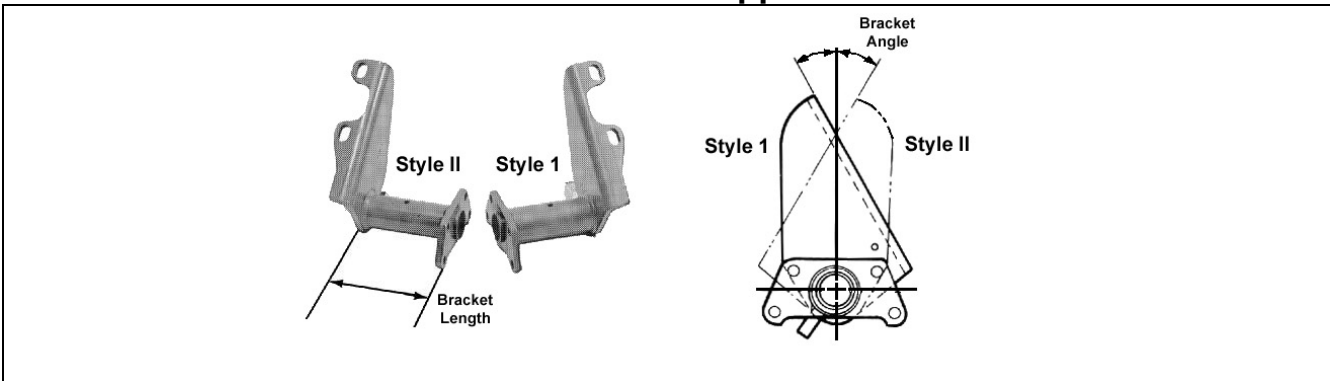
	Part Number	Hole Center to Hole Center	Offset	Forging	Brakes Used On
	3897-B-1666 #	7"	3.49"	3897-R-3112	20.25" x 5"

No Longer Available

Slack Adjuster Lever

	Part Number	Type	Hole Center to Hole Center	Offset	Brakes Used On
	372-S-123 372-U-125	Shown Opposite	6.06"	5.38"	16.5" x 5"

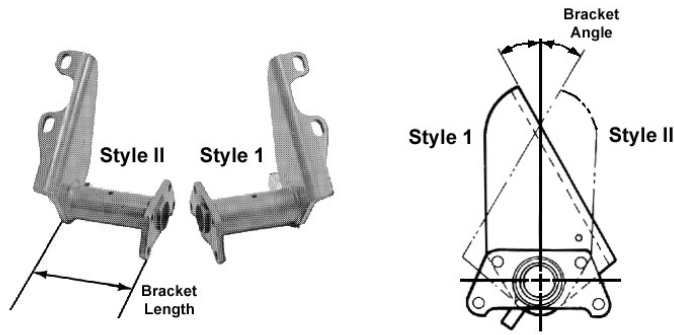
Camshaft/Chamber Support Brackets



Part Number	Style	Bracket Length	Bracket Angle	Slack Length	Remarks	Replaces	Brakes Used On
A5-3299-T-1554	I	6.75"	40 °	6.00" - 6.50"	Wing is .44" thick		16.5" x 5"
A5-3299-U-1555	II						
B31-3299-U-1555	II	6.75"	72 °	6.00" - 6.50"	Wing is .44" thick	03432	16.5" x 5"
B31-3299-T-1554	I					03433	
F78-3299-T-1554	I	6.75"	72 °	6.00" - 6.50"	Wing is .44" thick		16.5" x 5"
F78-3299-U-1555	II						
H53-3299-T-1554	I	8.20"	69 °	6.00" - 6.50"	Wing is .44" thick		16.5" x 7"
H53-3299-U-1555	II						
A6-3816-L-506 #	I	8.44"	72 °				16.5" x 5"
A7-3816-L-506 #	II						
K11-3299-T-1554	I	8.45"	75 °	6.00" - 6.50"	Wing is .44" thick		16.5" x 5"
K11-3299-U-1555	II						
K-3299-T-1554 #	I	8.82"	53 °	6.00" - 6.50"	Wing is .44" thick		20.25" x 7"
K-3299-U-1555 #	II						
L46-3299-T-1554	I	8.82"	54 °	6.00" - 6.50"	Wing is .44" thick, w/Support lug	B55 3299T1554	16.5" x 7"
L46-3299-U-1555	II					B55 3299U1555	
D75-3299-T-1554	I	8.82"	70 °	6.00" - 6.50"	Wing is .44" thick		16.5" x 5"
D75-3299-U-1555	II						
B77-3299-T-1554	I	8.82"	72 °	6.00" - 6.50"	Wing is .44" thick		16.5" x 5", 16.5" x 7"
B77-3299-U-1555	II						
A91-3299-L-5654	I	9.82"	0 °	6.00" - 6.50"	Wing is .50" thick		16.5" x 7"
A91-3299-M-5655	II						
E23-3299-T-1554	I	12.07"	40 °	6.00" - 6.50"	Wing is .44" thick		16.5" x 5"
E23-3299-U-1555	II						
A79-3299-T-1554	I	12.07"	40 °	6.00" - 6.50"	Wing is .44" thick, w/Support lug		16.5" x 5"
A79-3299-U-1555	II						
A3-3816-V-594 #	I	12.50"	40 °	6.00" - 6.50"			16.5" x 5"
A2-3816-V-594 #	II						
C34-3299-V-1556	I	12.50"	48 °	6.50" - 7.00"	Wing is .44" thick		16.5" x 7"
C34-3299-W-1557	II						
A6-3816-V-594 #	I	12.50"	48 °				16.5" x 5"
A7-3816-V-594 #	II						
C26-3299-V-1556	I	12.70"	55 °	6.50" - 7.00"	Wing is .44" thick		16.5" x 5"
C26-3299-W-1557	II						

NOTE: Brackets sold with bushings and seals.
No Longer Available

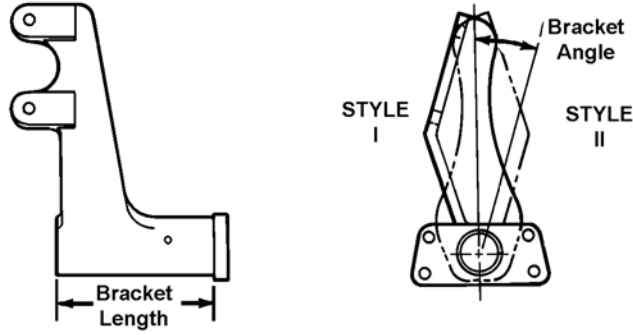
Camshaft/Chamber Support Brackets



Part Number	Style	Bracket Length	Bracket Angle	Slack Length	Remarks	Replaces	Brakes Used On
J92-3299-T-1554	I	12.70"	69 °	6.00" - 6.50"	Wing is .44" thick		16.5" x 5"
J92-3299-U-1555	II						
A89-3299-M-5655	I	12.75"	69 °	6.00" - 6.50"	Wing is .50" thick		16.5" x 7"
A89-3299-L-5654	II						
K15-3299-T-1554	I	13.89"	69 °	6.00" - 6.50"	Wing is .44" thick		16.5" x 5"
K15-3299-U-1555	II						
H35-3299-T-1554	I	14.70"	64 °	6.00" - 6.50"	Wing is .44" thick		16.5" x 7"
H35-3299-U-1555	II						
J29-3299-T-1554	I	15.75"	72 °	6.00" - 6.50"	Wing is .44" thick		16.5" x 7"
J29-3299-U-1555	II						
A3-3899-D-238	I	16.36"	0 °				20.25" x 5"
A3-3899-C-237	II						
A5-3899-D-238	I	16.36"	40 °				20.25" x 5"
A5-3899-C-237	II						
A3-3816-D-498 #	I	16.63"	48 °				16.5" x 7"
A2-3816-D-498 #	II						
E65-3299-T-1554 #	I	16.75"	52 °	6.00" - 6.50"	Wing is .44" thick		16.5" x 5"
E65-3299-U-1555 #	II						
E63-3299-T-1554 #	I	16.75"	80 °	6.00" - 6.50"			16.5" x 5"
E63-3299-U-1555 #	II						
K21-3299-T-1554	I	18.88"	52 °	6.00" - 6.50"	Wing is .44" thick, w/Support lug		16.5" x 5"
K21-3299-U-1555	II						
C24-3299-V-1556	I	18.88"	52 °	6.50" - 7.00"	Wing is .44" thick		16.5" x 5"
C24-3299-W-1557	II						
C36-3299-V-1556	I	18.88"	52 °	6.50" - 7.00"			16.5" x 5"
C36-3299-W-1557	II						
K9-3299-T-1554	I	18.88"	60 °	6.00" - 6.50"	Wing is .44" thick, w/Support lug		16.5" x 5"
K9-3299-U-1555	II						
J41-3299-T-1554	I	18.88"	72 °	6.00" - 6.50"	Wing is .44" thick		16.5" x 7"
J41-3299-U-1555	II						
C60-3299-V-1556	I	18.88"	72 °	6.50" - 7.00"	Wing is .44" thick		16.5" x 5"
C60-3299-W-1557	II						
C48-3299-V-1556	I	18.88"	72 °	6.50" - 7.00"	Wing is .44" thick		16.5" x 7"
C48-3299-W-1557	II						
C58-3299-V-1556	I	18.88"	72 °	6.50" - 7.00"			16.5" x 5"
C58-3299-W-1557	II						
C46-3299-V-1556 #	I	18.88"	72 °	6.50" - 7.00"			16.5" x 7"
C46-3299-W-1557 #	II						

No Longer Available

Camshaft/Chamber Support Brackets



NOTE: Brackets sold with bushings and seals.

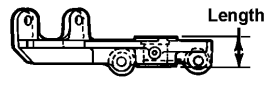
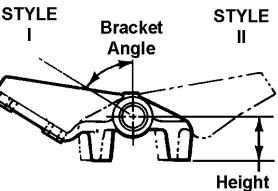
Part Number	Style	Bracket Length	Bracket Angle	Replaces	Brakes Used On
A-3899-Y-285 #	I	8.731"	0 °		20.25" x 7"
A-3899-A-287 #	II				
A-3299-S-4881 #	I	8.781"	18 °		
A-3299-U-4883 #	II				

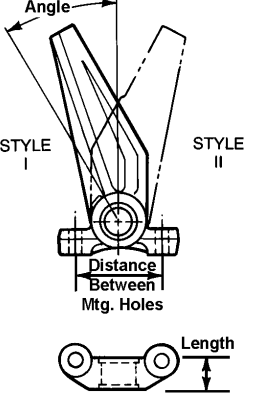
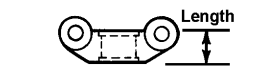
Part Number	Style	Bracket Length	Height	Bracket Angle	Replaces	Brakes Used On
A-3899-K-219 #	I	2.031"	2"	30 °		20.25" x 7"
A-3899-L-220	II					
A-3899-B-210 #	I	2.031"	3.5"	30 °		20.25" x 7"
A-3899-Z-208 #	II					
A-3899-E-213 #	I	4.5"	1.25"	30 °		20.25" x 5"
A-3899-F-214 #	II					
A-3899-U-229 #	I	4.5"	3.5"	30 °		20.25" x 7"
A-3899-W-231 #	II					

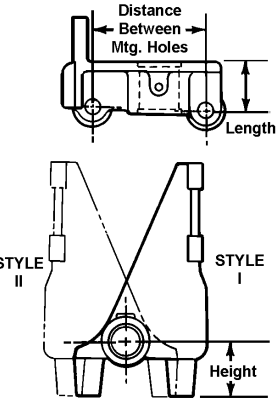
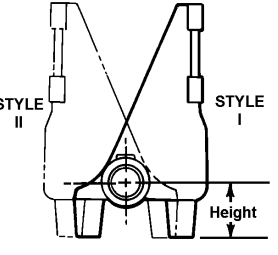
Part Number	Style	Bracket Length	Height	Bracket Angle	Replaces	Brakes Used On
A-3899-W-309 #	I	2.031"	2"	55 °		20.25" x 7"
A-3899-X-310 #	II					
A-3899-J-296 #	I	2.031"	3.5"	55 °		20.25" x 7"
A-3899-L-298 #	II					
A-3299-K-4873 #	I	2.781"	3.5"	55 °		20.25" x 7"
A-3299-J-4872 #	II					

No Longer Available

Camshaft/Chamber Support Brackets

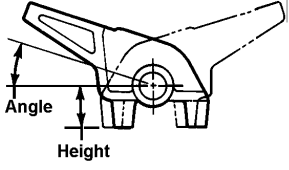
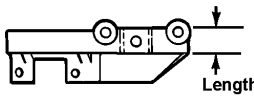
	Part Number	Style	Bracket Length	Height	Bracket Angle	Replaces	Brakes Used On
		A-3299-Z-4056 #	I	2.031"	1.25"	60 °	
A-3299-B-4058 #		II					
A-3299-C-4657 #		I	2.031"	2"	57 °		20.25" x 7"
A-3299-D-4658 #		II					
A-3899-T-384 #		I	2.031"	2"	65 °		20.25" x 7"
A-3899-U-385 #		II					
A-3299-A-4655 #		I	2.031"	3.5"	57 °		20.25" x 7"
A-3299-B-4656 #		II					
A-3899-N-222 #		I	2.031"	3.5"	65 °		20.25" x 7"
A-3899-Q-225 #		II					

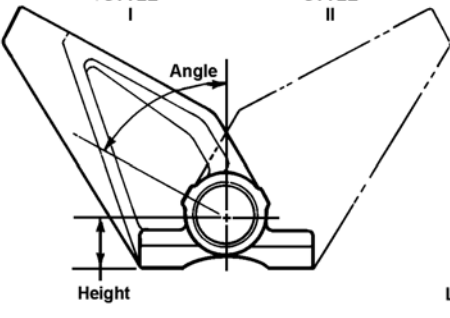
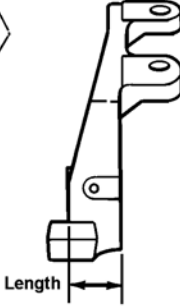
	Part Number	Style	Bracket Length	Dist. Between Mtg. Holes	No. of Holes	Bracket Angle	Brakes Used On
		A-3899-M-273 #	I	2.03"	5"	2	30 °
A-3899-P-276 #		II					

	Part Number	Style	Bracket Length	Height	Distance Between Mtg. Holes	No. of Holes	Bracket Angle	Brakes Used On
		A-3899-P-250 #	I	2.78"	3.5"	6"	2	90 °
A-3899-M-247 #		II						

No Longer Available

Camshaft/Chamber Support Brackets

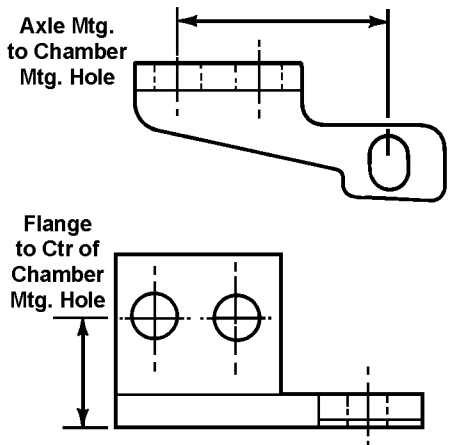
STYLE I	STYLE II	Part Number	Style	Bracket Length	Height	Bracket Angle	Brakes Used On
				A-3899-S-357 #	I	2.031"	2"
		A-3899-T-358 #	II				
		A-3299-C-6373	I	2.031"	3.187"	72 °	20.25" x 7"
		A-3299-D-6374	II				
		A-3899-M-325 #	I	2.031"	3.5"	72 °	20.25" x 7"
		A-3899-N-326 #	II				

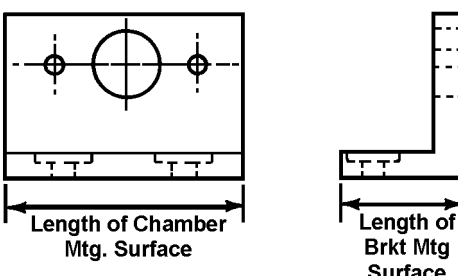
Part Number	Style	Bracket Length	Height	Bracket Angle	Brakes Used On		
							
		A-3899-X-362 #	II				

Dist. Between Brkt. Mtg. Holes	Part Number	Distance Between Bracket Mtg. Holes	Distance Between Chamber Mtg. Holes	Brakes Used On

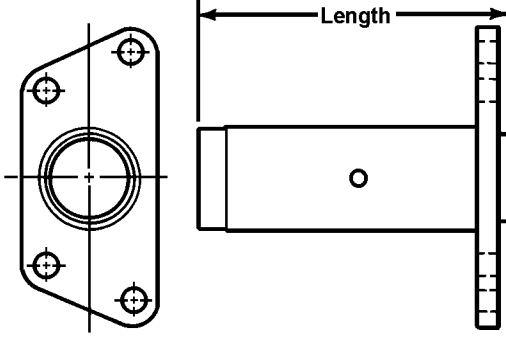
No Longer Available

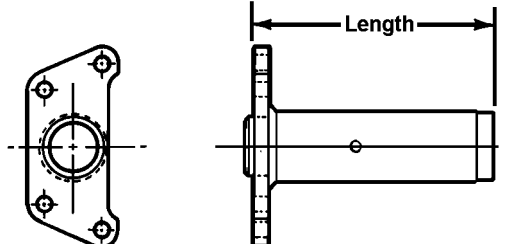
Camshaft/Chamber Support Brackets

	Part Number	Type	Axle Mtg Hole to Chamber Mtg Hole	Flange to Chamber Mtg Hole	Brakes Used On
	3155-P-1134 3155-Q-1135	Shown Opposite	2.875"	1.50"	16.5" x 5"

	Part Number	Length of Chamber Mtg Surface	Length of Bracket Mtg Surface	Brakes Used On
	3899-F-396 #	5.468"	2.437"	20.25" x 5"

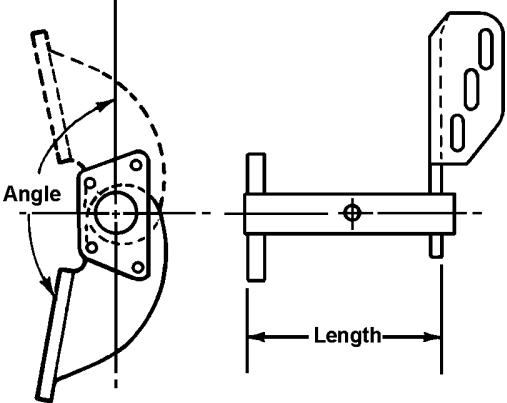
6

	Part Number	Bracket Length	Brakes Used On
	A1-3299-M-1547	7.19"	16.5" x 5"

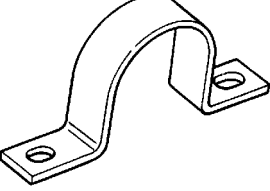
	Part Number	Bracket Length	Brakes Used On
	A1-3799-T-826 #	8.375"	16.5" x 7"

No Longer Available


Camshaft/Chamber Support Brackets

	Part Number	Type	Style	Bracket Length	Bracket Angle	Brakes Used On
	A5-3299-M-4979 A5-3299-L-4978	Opposite Shown	I II	4.76"	170 °	16.5" x 5"


Bracket Support Clamp

	Part Number	Length	Width	Brakes Used On
	3155-Z-1118	5"	.75"	16.5" x 5", 16.5" x 7"


Camshaft and Slack Adjuster Felts

	Part Number	Inside Diameter	Outside Diameter	Thickness	Replaces	Brakes Used On
	5-X-878	1.50"	2.31"	.22"		20.25" x 5"
	5-X-478	1.75"	2.31"	.23"		20.25" x 4", 20.25" x 5", 20.25" x 7"

Camshaft and Slack Adjuster Retainer




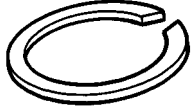


	Part Number	Inside Diameter	Outside Diameter	Thickness	Replaces	Brakes Used On
	1229-H-1074	1.77"	2.25"	.06"		20.25" x 5", 20.25" x 7"

Camshaft Gasket

	Part Number	Inside Diameter	Outside Diameter	Thickness	Replaces	Brakes Used On
	2208-T-514	2.06"	2.41"	.03"		16.5" x 5", 16.5" x 7", 20.25" x 5", 20.25" x 7"


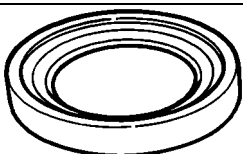

No Longer Available

Camshaft and Slack Adjuster Lock and Snap Rings

	Part Number	Inside Diameter	Thickness	Replaces	Brakes Used On
	1854-F-136 #	1.02"	.062"		16.5" x 5"
	1229-D-2942	1.16"	.093"	01492, 32144, 341547, B8689, E5093, E669, L331	16.5" x 7", 20.25" x 7"
	1229-Z-1118	1.38"	.050"	04310, 291301, 32186, 65318, B8604, E526, L137, M579, TP469	16.5" x 5", 16.5" x 7", 20.25" x 4", 20.25" x 5"
	1229-Q-2851	1.38"	.108"	04318, B8691, E4736, L2900, TP8442	16.5" x 5", 16.5" x 7", 20.25" x 4", 20.25" x 5"
	1854-W-127 #	1.406"	.062"		20.25" x 5"
	1229-V-4052	1.605"	.109"		20.25" x 5", 20.25" x 7"
	1229-B-1120	1.614"	.062"		20.25" x 5", 20.25" x 7"
	1854-V-178	1.64"	.12"		20.25" x 5", 20.25" x 7"
	1854-M-39	2.38"	.125"		20.25" x 5"



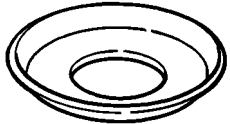





6

Camshaft and Slack Adjuster Seals and O-Rings

	Part Number	I.D.	O.D.	Thickness	Replaces	Remarks	Brakes Used On
	A-1205-V-1556	1.44"	2.06"	.25"	1705H 294, 02300, 02356, 291270, 291281, 32165, 542671, 544048, 65352, 66563, B8609, E654, L1726, L329, M2633, M587A, TP582	Camshaft seal. Includes spring. Blue polyurethane.	16.5" x 5", 16.5" x 7", 20.25" x 4", 20.25" x 5", 20.25" x 7"
	1705-V-230	1.75"	2.44"	1.08"		Camshaft Seal	20.25" x 7"
	1205-G-761	1.88"	2.06"	.13"	1779J1024, 02326, 271203, 301375, B8690, E3859, L1662, M1095	Camshaft Seal	16.5" x 5", 16.5" x 7"



No Longer Available

Camshaft and Slack Adjuster Washers

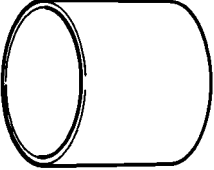

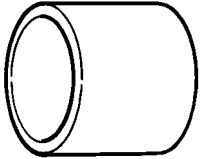
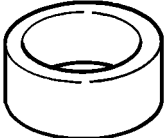
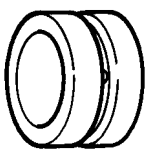


	Part Number	I.D.	O.D.	Thickness	Replaces	Brakes Used On
	1229-J-3130	1.25"	1.88"	.03"	E5095	16.5" x 7"
	1229-G-2971	1.25"	1.88"	.05"	01472, 351580, 65373, E1113, L889, M748, TP1159	16.5" x 7", 20.25" x 7"
	1229-W-2935	1.47"	2.25"	.03"		16.5" x 5"
	1229-X-2936	1.47"	2.25"	.03"	TP8440	16.5" x 5", 16.5" x 7", 20.25" x 5"
	1229-J-2688	1.50"	3.25"	.06"		16.5" x 5"
	1229-L-844	1.50"	3.61"	.06"	04335, 291340, B8765, L2926, TP578	16.5" x 5", 16.5" x 7"
	1229-H-762	1.50"	3.75"	.06"	04337, 291313	16.5" x 5", 20.25" x 4"
	1229-S-2853	1.51"	2.25"	.06"		20.25" x 5"
	1229-J-868	1.52"	2.00"	.06"	02350, 291309, 65313, B8610, E564, L120, M588, TP479	20.25" x 4"
	1229-E-811	1.52"	3.13"	.06"	04339, 291337, E3473, L1724, M2643	20.25" x 5"
	1229-Q-771	1.53"	2.25"	.03"	04301, 291308, 32180, 65338, B8605, E581, L192, L193, M580, TP476	16.5" x 5"
	1229-R-122	1.53"	2.25"	.06"	04302, 291307, 32180, 32181, 65339, B8607, E580, L192, L193, M583, TP477	16.5" x 5", 16.5" x 7", 20.25" x 5"
	1229-S-2697	1.53"	2.38"	.11"	04322, 66699, B8719, E3479, L2928, M2638, TP8441	16.5" x 5", 16.5" x 7", 20.25" x 5", 20.25" x 7"
	1229-S-435	1.53"	2.44"	.06"		20.25" x 5", 20.25" x 7"

No Longer Available

Camshaft and Slack Adjuster Washers

	Part Number	I.D.	O.D.	Thickness	Replaces	Brakes Used On
	1829-U-749	1.75"	2.30"	.06"		20.25" x 4", 20.25" x 5", 20.25" x 7"
	1229-K-3105 #	1.75"	2.44"	.06"	1229M2509	20.25" x 5"
	1829-K-817	1.75"	2.75"	.13"		20.25" x 4", 20.25" x 5", 20.25" x 7"
	1229-U-1295	1.78"	2.81"	.06"		20.25" x 5", 20.25" x 7"

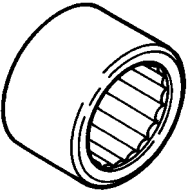
Camshaft Bushings

	Part Number	Inside Diameter	Outside Diameter	Length	Replaces	Brakes Used On
	1225-N-950	1.50"	1.66"	1.25"		20.25" x 5"
	1225-L-1208	1.50"	1.88"	1.19"	02210, 281233, 32149, 65329, B8600A, E536, E5512, L166, L3029, M571, TP483	16.5" x 5", 16.5" x 7", 20.25" x 4", 20.25" x 5", 20.25" x 7"
	1825-V-230 #	1.75"	2.003"	1.75"		20.25" x 5"
	1825-F-240 #	1.75"	2.13"	.88"		20.25" x 4", 20.25" x 5", 20.25" x 7"
	1825-A-209	1.75"	2.13"	1.38"		20.25" x 5", 20.25" x 7"
	1225-R-954	1.75"	2.13"	1.50"		20.25" x 5"
	1825-C-237 #	1.75"	2.13"	2.00"		20.25" x 7"


6

No Longer Available

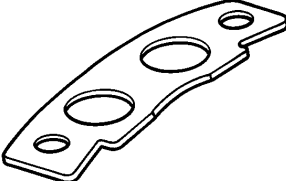
Needle Bearings

	Part Number	I.D.	O.D.	Length	Replaces	Brakes Used On
	1228-A-53	1.50"	1.88"	1.25"	L117, M574	20.25" x 4"
	1228-Z-156	1.75"	2.13"	1.50"	1228K 63	20.25" x 7"

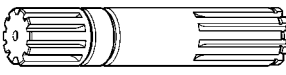
Camshaft Collar

	Part Number	I.D.	O.D.	Thickness	Brakes Used On
	1874-V-126	1.75"	2.75"	1"	20.25" x 7"

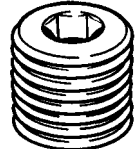
Camshaft Cover

	Part Number	Length	Remarks	Brakes Used On
	2297-U-3973 #	4.38"	2 holes .41", 2 bosses .75"	20.25" x 5"



Camshaft Extensions

	Part Number	Overall Length	Spline Size	Remarks	Brakes Used On
	2810-C-393 #	8.72"	1.50"-10		20.25" x 7"
	2210-S-5947	10.00"	1.50"-10		20.25" x 7"
	2810-P-276	10.44"	1.50"-10	.06" radius in groove at short end.	20.25" x 5"
	2810-M-377 #	10.44"	1.50"-10	No radius in groove at short end.	20.25" x 7"
	2210-H-4792	13"	1.50"-10		20.25" x 7"
	2810-A-365	14.44"	1.50"-10		20.25" x 5"
	2210-P-5788	16.31"	1.50"-10		20.25" x 7"
	2210-N-5006 #	21.81"	1.50"-10		20.25" x 5"

Camshaft Plug

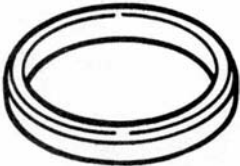
	Part Number	Length	Thread Size	Brakes Used On
	P-42	.27"	.13"-27	20.25" x 7"

Camshaft and Chamber Bracket Sleeves

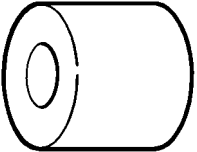
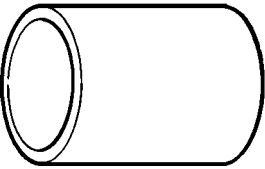

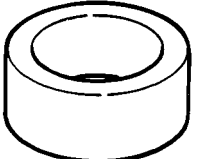
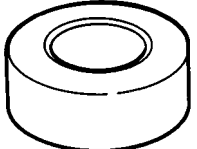

	Part Number	I.D.	O.D.	Length	Thickness	Brakes Used On
	1874-Q-121 #	1.52"	2.38"	3.75"		20.25" x 5", 20.25" x 7"
	2245-B-54	1.78"	2.50"	3.74"		20.25" x 7"

No Longer Available

Camshaft and Chamber Bracket Sleeves

	Part Number	I.D.	O.D.	Length	Thickness	Brakes Used On
	1779-Q-43	1.81"	2.06"		.38"	20.25" x 4"
	1779-K-89	1.94"	2.31"		.438"	20.25" x 7"

Camshaft and Bracket Spacers

	Part Number	I.D.	O.D.	Length	Brakes Used On
	1244-N-1834	.75"	1.50"	1.50"	20.25" x 7"
	1844-U-567 #	1.52"	1.75"	2.56"	20.25" x 4"
	1844-S-643 #	1.52"	1.75"	3.31"	20.25" x 4"
	1844-A-651	1.61"	1.90"	4.59"	20.25" x 4"
	1844-C-211 #	1.75"	2.75"	.812"	20.25" x 7"
	1844-K-817 #	1.781"	2.25"	.812"	20.25" x 5"
	1844-Q-667	1.781"	2.75"	.75"	20.25" x 7"
	1244-X-1792 #	1.781"	2.75"	.812"	20.25" x 7"
	1244-Z-1456	1.781"	2.75"	.91"	20.25" x 5"
	1244-L-1364	2.31"		.53"	20.25" x 7"

No Longer Available

Grease Fittings



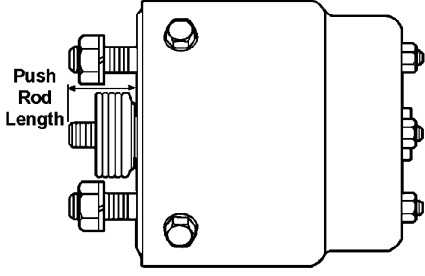
Part Number	Angle	Overall Length	Thread	Application Information
2206-X-1038	Straight	.54"	.13"-27 P.T.F.	20.25" x 7"
1199-N-1860	Straight	.72"	.13"-27 P.T.F.	16.5" x 7"

SECTION 7

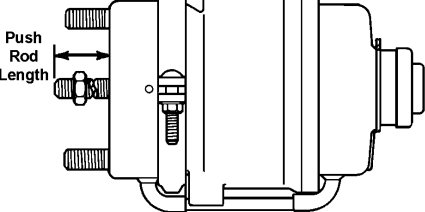
INDEX

Air Chambers and Related Parts	Page
Type 16 Cam Brake Service Chamber	7-1
Type 20/24 Cam Brake Piggyback Chamber.....	7-1
Type 24 Cam Brake Service Chamber	7-1
Type 24/24 Cam Brake Piggyback Chambers.....	7-1
Type 30 Cam Brake Service Chambers	7-2
Type 30/30 Cam Brake Piggyback Chambers.....	7-2
Type 36 Cam Brake Service Chamber	7-2
Type 36/36 Cam Brake Piggyback Chambers.....	7-3
Type 50 Cam Brake Service Chambers	7-3

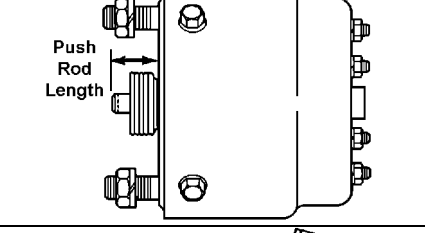
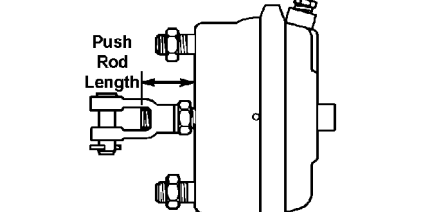

Type 16 Cam Brake Service Chamber

	Part Number	Push Rod Length	Remarks	Brakes Used On
	A10-3261-H-60 #	1.31"	Includes clevis, clevis pin and cotter.	20.25" x 5"

Type 20/24 Cam Brake Piggyback Chamber

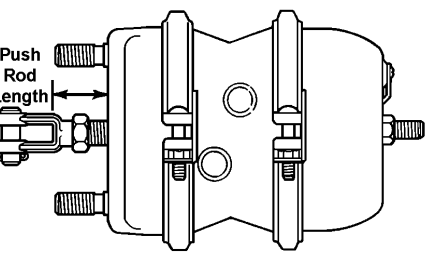

	Part Number	Push Rod Length	Remarks	Brakes Used On
	R4-3276-T-20	1.38"	Replaces B7-3276-T-20, R-3276-T-20	16.5" x 5"

Type 24 Cam Brake Service Chamber

	Part Number	Push Rod Length	Remarks	Brakes Used On
	A17-3261-G-59	1.56"	Includes boot assy.	16.5" x 5", 16.5" x 7"
	V78-3276-X-24	1.63"	Includes clevis, clevis pin and cotter.	16.5" x 7"
	F46-3276-X-24	1.75"	Includes clevis, clevis pin and cotter.	16.5" x 5", 20.25" x 5"

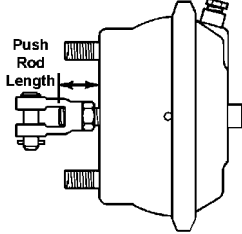
7

Type 24/24 Cam Brake Piggyback Chambers

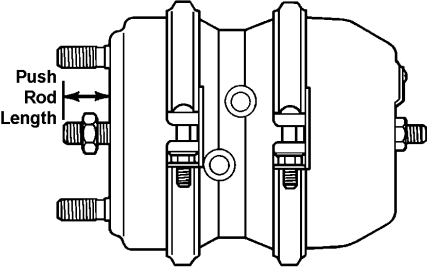
	Part Number	Push Rod Length	Remarks	Brakes Used On
	C1-3276-X-24	1.75"	Less mounting nuts and washers. Includes clevis, clevis pin and cotter.	16.5" x 5"
	C6-3276-X-24	1.75"	With mounting nuts and washers. Includes clevis, clevis pin and cotter.	16.5" x 7"

No Longer Available

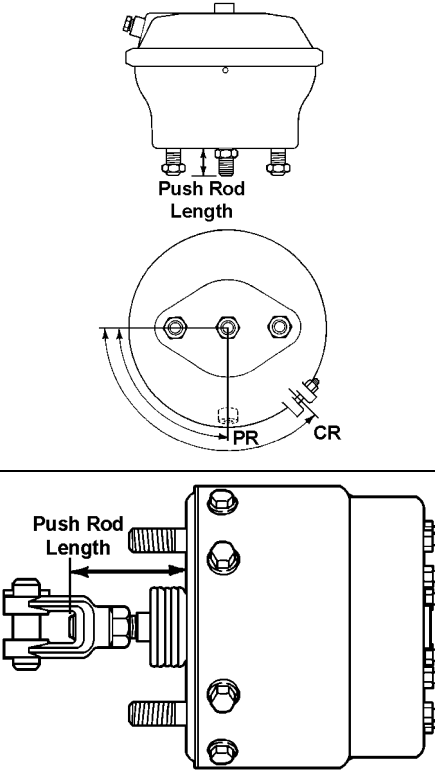
Type 30 Cam Brake Service Chambers

	Part Number	Push Rod Length	Remarks	Brakes Used On
	V39-3276-D-30 #	1.38"	Replaces F55-3276-D-30. Less clevis pin and cotter.	20.25" x 5"
	F43-3276-D-30	1.63"	Includes clevis, clevis pin and cotter.	16.5" x 5"
	V4-3276-D-30	1.75"	Includes clevis, clevis pin and cotter.	16.5" x 5"
	G13-3276-D-30 #	5.12"	Right hand. Includes clevis, clevis pin and cotter.	20.25" x 4"
	G14-3276-D-30 #	5.12"	Left hand. Includes clevis, clevis pin and cotter.	20.25" x 4"

Type 30/30 Cam Brake Piggyback Chambers

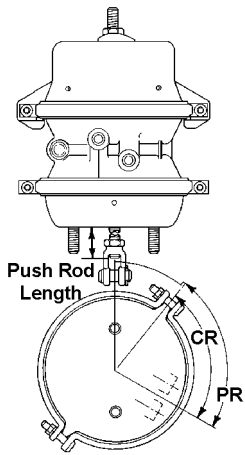
	Part Number	Push Rod Length	Remarks	Brakes Used On
	B41-3276-D-30 #	1.53"	Includes clevis, clevis pin and cotter.	20.25" x 7"
	U65-3276-D-30	1.62"	Includes clevis, clevis pin and cotter. Replaces U23-3276-D-30	16.5" x 5"
	U33-3276-D-30	5.25"	Less clevis. With mounting hardware.	20.25" x 4"

Type 36 Cam Brake Service Chambers

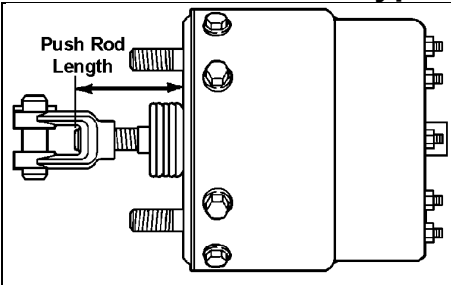
	Part Number	Push Rod Length	Remarks	Brakes Used On
	F15-3276-J-36	1.50"	PR - 90° Plugged. CR - 135° Inc. clevis, clevis pin and cotter.	16.5" x 5"
	F11-3276-J-36	1.50"	PR - 90° Open. CR - 135° Inc. clevis, clevis pin and cotter.	16.5" x 7"
	F17-3276-J-36	1.50"	PR - 180° CR - 135° Inc. clevis, clevis pin and cotter.	16.5" x 7"
	R2-3276-J-36	1.50"	PR - 270° CR - 40° Includes boot assy.	16.5" x 7"
	V2-3276-J-36	5.13"	PR - 270° CR - 45° Inc. clevis, clevis pin and cotter. Left hand.	20.25" x 4"
	V3-3276-J-36	5.13"	PR - 90° CR - 315° Inc. clevis, clevis pin and cotter. Right hand.	20.25" x 4"
	G10-3276-J-36 #	1.75"	PR - 0° CR - 135° Includes clevis, clevis pin and cotter.	20.25" x 5", 20.25" x 7"
	G7-3276-J-36	1.75"	PR - 0° CR - 135° Includes clevis, clevis pin and cotter.	20.25" x 5"
	A-3775-C-3 #	2.75"		20.25" x 7"

No Longer Available

Type 36/36 Cam Brake Piggyback Chambers

	Part Number	Push Rod Length	Remarks	Brakes Used On
	Y-3276-J-36	1.38"	PR - 0° CR - 90° Inc. clevis, clevis pin and cotter.	16.5" x 7"
	B19-3276-J-36	1.53"	PR - 90° CR - 90°*	16.5" x 7", 20.25" x 7"
	B29-3276-J-36	1.53"	PR - 120° CR - 120°	16.5" x 7"
	B30-3276-J-36	1.53"	PR - 60° CR - 240°	16.5" x 7"
	B11-3276-J-36 #	1.75"	PR - 90° CR - 90° Includes clevis.	16.5" x 5"
	B15-3276-J-36	1.75"	PR - 90° CR - 90°	20.25" x 7"
	B26-3276-J-36 #	2.50"	PR - 90° CR - 90°	20.25" x 7"
	B7-3276-J-36	5.38"	PR - 90° CR - 90° Includes clevis.	20.25" x 7"

Type 50 Cam Brake Service Chambers

	Part Number	Push Rod Length	Remarks	Brakes Used On
	A7-3261-L-64 #	1.88"		
A-3861-Q-121 #	2.94"			20.25" x 5", 20.25" x 7"

No Longer Available

CROSS REFERENCE LISTING

NUMBER	COMPETITION	ARVINMERITOR	NUMBER	COMPETITION	ARVINMERITOR
01205	Dayton/Batco	1199-A-625	1205	Dayton/Batco	1199-A-625
01236	Dayton/Batco	1199-U-3765	1229U1503	Midwest	1229-U-1503
01250	Dayton/Batco	1246-G-475	1236	Dayton/Batco	1199-U-3765
01300	Dayton/Batco	1718-Y-103	1250	Dayton/Batco	1246-G-475
01302	Dayton/Batco	S-843	126020M	Diamond T	R607075
01314	Dayton/Batco	1218-C-107	126021M	Diamond T	R607076
01320	Dayton/Batco	1218-G-85	1300	Dayton/Batco	1718-Y-103
01321	Dayton/Batco	2258-P-354	1302	Dayton/Batco	S-843
01323	Dayton/Batco	2258-K-349	1314	Dayton/Batco	1218-C-107
01346	Dayton/Batco	2258-U-619	1320	Dayton/Batco	1218-G-85
01354	Dayton/Batco	2258-P-354	1321	Dayton/Batco	2258-P-354
01359	Dayton/Batco	2258-U-619	1323	Dayton/Batco	2258-K-349
01367	Dayton/Batco	2258-U-619	1346	Dayton/Batco	2258-U-619
01369	Dayton/Batco	2258-U-619	1354	Dayton/Batco	2258-P-354
01371	Dayton/Batco	2258-R-590	1359	Dayton/Batco	2258-U-619
01372	Dayton/Batco	2258-S-643	1369	Dayton/Batco	2258-U-619
01424	Dayton/Batco	1259-R-252	1371	Dayton/Batco	2258-R-590
01440	Dayton/Batco	1259-Q-251	1372	Dayton/Batco	2258-S-643
01460	Dayton/Batco	5-X-640	137254	Dayton/Batco	N-110-1
01470	Dayton/Batco	1205-K-193	1424	Dayton/Batco	1259-R-252
01472	Dayton/Batco	1229-G-2971	1440	Dayton/Batco	1259-Q-251
01480	Dayton/Batco	1218-L-90	1460	Dayton/Batco	5-X-640
01482	Dayton/Batco	1229-X-1116	1470	Dayton/Batco	1205-K-193
01492	Dayton/Batco	1229-D-2942	1472	Dayton/Batco	1229-G-2971
01500	Dayton/Batco	1225-F-266	1477	Dayton/Batco	1229-V-1504
01509	Dayton/Batco	1225-F-266	1482	Dayton/Batco	1229-X-1116
02207	Dayton/Batco	1225-J-218	1490	Dayton/Batco	S-265D
02210	Dayton/Batco	1225-L-1208	1492	Dayton/Batco	1229-D-2942
02300	Dayton/Batco	A-1205-V-1556	1500	Dayton/Batco	1225-F-266
02301	Dayton/Batco	5-X-191	1509	Dayton/Batco	1225-F-266
02326	Dayton/Batco	1205-G-761	15525	Dana/Spicer	1259-Q-251
02350	Dayton/Batco	1229-J-868	15525	Spicer	1259-Q-251
02351	Dayton/Batco	1205-W-205	15532	Dana/Spicer	1259-R-252
02356	Dayton/Batco	A-1205-V-1556	15532	Spicer	1259-R-252
03432	Dayton/Batco	B31-3299-U-1555	18804	Dana/Spicer	R607091
03433	Dayton/Batco	B31-3299-T-1554	18805	Dana/Spicer	R607092
04040	Dayton/Batco	2210-T-7586	18810	Dana/Spicer	R607075
04041	Dayton/Batco	2210-U-7587	18811	Dana/Spicer	R607076
04146	Dayton/Batco	R607075	18814	Dana/Spicer	2210-M-5421
04147	Dayton/Batco	R607076	18814	Spicer	2210-M-5421
04152	Dayton/Batco	R607091	18815	Dana/Spicer	2210-N-5422
04153	Dayton/Batco	R607092	18815	Spicer	2210-N-5422
04162	Dayton/Batco	2210-M-5421	18836	Dana/Spicer	2210-T-7586
04163	Dayton/Batco	2210-N-5422	18837	Dana/Spicer	2210-U-7587
04301	Dayton/Batco	1229-Q-771	19833	Dana/Spicer	2258-U-619
04302	Dayton/Batco	1229-R-122	19856	Dana/Spicer	2258-U-619
04303	Dayton/Batco	1229-M-559	19856	Spicer	2258-U-619
04310	Dayton/Batco	1229-Z-1118	19878	Dana/Spicer	2258-K-349
04318	Dayton/Batco	1229-Q-2851	19878	Spicer	2258-K-349
04322	Dayton/Batco	1229-S-2697	19883	Dana/Spicer	2258-U-619
04335	Dayton/Batco	1229-L-844	19913	Dana/Spicer	2258-S-643
04337	Dayton/Batco	1229-H-762	19913	Spicer	2258-S-643
04339	Dayton/Batco	1229-E-811	207185R1	Navistar	R607075
04450861	Dayton/Batco	R607091	20881	Dana/Spicer	1218-G-85
04450862	Dayton/Batco	R607092	20881	Spicer	1218-G-85
04451151	Dayton/Batco	R607075	2207	Dayton/Batco	1225-J-218
04451152	Dayton/Batco	R607076	2210	Dayton/Batco	1225-L-1208
04461311	Dayton/Batco	2210-T-7586	2210F5934	Meritor	2210-Z-7748
04461312	Dayton/Batco	2210-U-7587	2210G5935	Meritor	2210-A-7749
07181	Dayton/Batco	1707-B-2	2210K5341	Meritor	2210-T-7586
10366	Dana/Spicer	B28-3275-X-518	2210K5445	Meritor	2210-Z-7644
10366	Spicer	B28-3275-X-518	2210L5342	Meritor	2210-U-7587
109519R1	Navistar	R607076	2210L5446	Meritor	2210-A-7645
109520R1	Navistar	R607075	2210M5343	Meritor	2210-Z-7644

CROSS REFERENCE LISTING

NUMBER	COMPETITION	ARVINMERITOR	NUMBER	COMPETITION	ARVINMERITOR
2210N5344	Meritor	2210-A-7645	341525	Dana/Spicer	1229-X-1116
2210W5431	Meritor	2210-P-7608	341525	Spicer	1229-X-1116
2210X5432	Meritor	2210-Q-7609	341528	Dana/Spicer	1218-L-90
22111	Eaton	1718-Y-103	341528	Spicer	1218-L-90
22115	Eaton	1218-G-85	341529	Dana/Spicer	1718-Y-103
22117	Eaton	2258-P-354	341529	Spicer	1718-Y-103
22119	Eaton	2258-U-619	341539	Dana/Spicer	S-265D
22120	Eaton	2258-U-619	341539	Spicer	S-265D
22128	Eaton	1259-Q-251	341540	Dana/Spicer	S-843
22137	Eaton	1229-X-1116	341540	Spicer	S-843
2300	Dayton/Batco	A-1205-V-1556	341547	Dana/Spicer	1229-D-2942
2301	Dayton/Batco	5-X-191	341547	Spicer	1229-D-2942
231026	Dana/Spicer	1225-F-266	3432	Dayton/Batco	B31-3299-U-1555
231026	Spicer	1225-F-266	3433	Dayton/Batco	B31-3299-T-1554
2326	Dayton/Batco	1205-G-761	351576	Dana/Spicer	5-X-640
2350	Dayton/Batco	1229-J-868	351576	Spicer	5-X-640
2351	Dayton/Batco	1205-W-205	351577	Dana/Spicer	1205-K-193
2356	Dayton/Batco	A-1205-V-1556	351577	Spicer	1205-K-193
271203	Dana/Spicer	1205-G-761	351580	Dana/Spicer	1229-G-2971
271203	Spicer	1205-G-761	351580	Spicer	1229-G-2971
281233	Dana/Spicer	1225-L-1208	381147B	Trailmobile	R607075
281233	Spicer	1225-L-1208	381148B	Trailmobile	R607076
281239	Dana/Spicer	1225-J-218	382478A	Trailmobile	R607091
281239	Spicer	1225-J-218	382479A	Trailmobile	R607092
28507	UBS	R607075	4041	Dayton/Batco	2210-U-7587
28508	UBS	R607076	41003	Midland	R607091
28914	UBS	R607092	41016	Midland	R607076
28915	UBS	R607091	41017	Midland	R607075
291262	Dana/Spicer	1205-W-205	41028	Midland	R607092
291262	Spicer	1205-W-205	41029	Midland	R607091
291270	Dana/Spicer	A-1205-V-1556	41421147	Wabash National	R607075
291270	Spicer	A-1205-V-1556	41421148	Wabash National	R607076
291281	Dana/Spicer	A-1205-V-1556	41566	Midland	2210-U-7587
291301	Dana/Spicer	1229-Z-1118	41567	Midland	2210-T-7586
291301	Spicer	1229-Z-1118	4162	Dayton/Batco	2210-M-5421
291307	Dana/Spicer	1229-R-122	4163	Dayton/Batco	2210-N-5422
291307	Spicer	1229-R-122	4301	Dayton/Batco	1229-Q-771
291308	Dana/Spicer	1229-Q-771	4302	Dayton/Batco	1229-R-122
291308	Spicer	1229-Q-771	4303	Dayton/Batco	1229-M-559
291309	Dana/Spicer	1229-J-868	4310	Dayton/Batco	1229-Z-1118
291309	Spicer	1229-J-868	4318	Dayton/Batco	1229-Q-2851
291311	Dana/Spicer	1229-M-559	4322	Dayton/Batco	1229-S-2697
291311	Spicer	1229-M-559	4335	Dayton/Batco	1229-L-844
291313	Dana/Spicer	1229-H-762	4339	Dayton/Batco	1229-E-811
291313	Spicer	1229-H-762	4461312	Dayton/Batco	2210-U-7587
291337	Dana/Spicer	1229-E-811	54040R	Tramec	R607075
291337	Spicer	1229-E-811	54041L	Tramec	R607076
291340	Dana/Spicer	1229-L-844	54046R	Tramec	R607091
291340	Spicer	1229-L-844	54047L	Tramec	R607092
301375	Dana/Spicer	1205-G-761	542671	CR	A-1205-V-1556
321435	Dana/Spicer	1199-A-625	544048	CR	A-1205-V-1556
321435	Spicer	1199-A-625	65231	Midland	R607075
32144	Eaton	1229-D-2942	65300	Midland	1199-A-625
321440	Dana/Spicer	1246-G-475	65306	Midland	1225-F-266
321440	Spicer	1246-G-475	65307	Midland	1259-R-252
32149	Eaton	1225-L-1208	65310	Midland	2258-P-354
32165	Eaton	A-1205-V-1556	65313	Midland	1229-J-868
32180	Eaton	1229-Q-771	65318	Midland	1229-Z-1118
32180	Eaton	1229-R-122	65321	NAPA United	R607075
32181	Eaton	1229-R-122	65322	Midland	R607076
32186	Eaton	1229-Z-1118	65327	Midland	1718-Y-103
331487	Dana/Spicer	A1-3236-Q-2123	65328	Midland	1259-Q-251
331487	Spicer	A1-3236-Q-2123	65329	Midland	1225-L-1208
331488	Dana/Spicer	A1-3236-Q-2123	65331	Midland	S-265D

CROSS REFERENCE LISTING

NUMBER	COMPETITION	ARVINMERITOR	NUMBER	COMPETITION	ARVINMERITOR
65337	Midland	2258-P-354	E1147B	Euclid	R607075
65338	Midland	1229-Q-771	E1148	Euclid	R607076
65339	Midland	1229-R-122	E1148B	Euclid	R607076
65351	Midland	1218-G-85	E1381	Euclid	WA-110
65352	Midland	A-1205-V-1556	E2002	Euclid	N-110-1
65358	Midland	1229-X-1116	E2111A	Euclid	1199-A-625
65373	Midland	1229-G-2971	E2176	Euclid	1199-A-625
66563	Midland	A-1205-V-1556	E2218	Euclid	1225-F-266
66610	Midland	1199-U-3765	E2239	Euclid	2258-U-619
66612	Midland	2258-R-590	E2478	Euclid	R607091
66699	Midland	1229-S-2697	E2478A	Euclid	R607091
66864	Midland	2258-U-619	E2479	Euclid	R607092
66876	NAPA United	R607091	E2479A	Euclid	R607092
66877	NAPA United	R607092	E2768	Euclid	2258-U-619
66901	Midland	2297-T-7222	E3228	Euclid	2258-U-619
70017244	Trailmobile	R607075	E3473	Euclid	1229-E-811
70017245	Trailmobile	R607076	E3479	Euclid	1229-S-2697
7181	Dayton/Batco	1707-B-2	E3490A	Euclid	2258-U-619
72387	Eaton	R607091	E3511	Euclid	1199-U-3765
72388	Eaton	R607092	E3512	Euclid	2258-R-590
72393	Eaton	R607075	E3513	Euclid	1218-C-107
72394	Eaton	R607076	E3859	Euclid	1205-G-761
843368	Volvo White GMC	R607076	E3869	Euclid	1229-V-1504
843369	Volvo White GMC	R607075	E3874	Euclid	1229-V-1504
A13275P718S	Meritor	R801045	E4728	Euclid	2210-T-7586
A8023	Eagle/Norcross	R607092	E4729	Euclid	2210-U-7587
A8024	Eagle/Norcross	R607091	E4736	Euclid	1229-Q-2851
A8083	Eagle/Norcross	R607076	E500	Euclid	1199-A-625
A8084	Eagle/Norcross	R607075	E501	Euclid	1246-G-475
B011	Sirco	1205-K-193	E502	Euclid	1259-R-252
B151	Sirco	1718-Y-103	E503	Euclid	1259-R-252
B211	Sirco	1225-F-266	E5093	Euclid	1229-D-2942
B302	Sirco	2258-U-619	E5095	Euclid	1229-J-3130
B423	Sirco	1218-G-85	E512	Euclid	1259-Q-251
B793	Sirco	1229-X-1116	E526	Euclid	1229-Z-1118
B8600A	Sirco	1225-L-1208	E536	Euclid	1225-L-1208
B8604	Sirco	1229-Z-1118	E537	Euclid	5-X-640
B8605	Sirco	1229-Q-771	E538	Euclid	1218-L-90
B8607	Sirco	1229-R-122	E539	Euclid	1718-Y-103
B8609	Sirco	A-1205-V-1556	E541	Euclid	1225-F-266
B861	Sirco	S-265D	E543	Euclid	2258-K-349
B8610	Sirco	1229-J-868	E545A	Euclid	2258-P-354
B8611	Sirco	1229-M-559	E5478	Euclid	1718-Y-103
B8689	Sirco	1229-D-2942	E5512	Euclid	1225-L-1208
B8690	Sirco	1205-G-761	E563	Euclid	1205-K-193
B8691	Sirco	1229-Q-2851	E564	Euclid	1229-J-868
B8719	Sirco	1229-S-2697	E571	Euclid	1205-W-205
B8765	Sirco	1229-L-844	E579A	Euclid	S-265D
B901	Sirco	5-X-640	E580	Euclid	1229-R-122
B923	Sirco	1199-U-3765	E581	Euclid	1229-Q-771
B954	Sirco	1229-V-1504	E587	Euclid	5-X-191
B971	Sirco	2258-P-354	E654	Euclid	A-1205-V-1556
B972	Sirco	2258-R-590	E662	Euclid	1225-J-218
B973	Sirco	1218-C-107	E669	Euclid	1229-D-2942
C147R	Sirco	R607075	E7254	Euclid	2210-V-5352
C148L	Sirco	R607076	E7255	Euclid	2210-U-5351
C478R	Sirco	R607091	E744	Euclid	1259-Q-251
C479L	Sirco	R607092	E747	Euclid	1218-G-85
CS41016	Midland	R607076	E773	Euclid	S-843
CS41017	Midland	R607075	E801	Euclid	1229-X-1116
CS41028	Midland	R607092	E9069	Euclid	2258-S-643
CS41029	Midland	R607091	E9081	Euclid	2210-A-7645
E1113	Euclid	1229-G-2971	E9082	Euclid	2210-Z-7644
E1147	Euclid	R607075	E9086	Euclid	2210-T-7586

CROSS REFERENCE LISTING

NUMBER	COMPETITION	ARVINMERITOR	NUMBER	COMPETITION	ARVINMERITOR
E919	Euclid	1225-U-827	L889	Leland	1229-G-2971
E9669	Euclid	2210-U-7587	M1095	BWP	1205-G-761
E9670	Euclid	2210-T-7586	M1424	BWP	2258-U-619
E9677	Euclid	2210-A-7645	M1427	BWP	2258-U-619
E9678	Euclid	2210-Z-7644	M1500	BWP	1218-G-85
ER01750	PAI	1229-K-1597	M1523	BWP	1229-X-1116
HCM4941	PAI	R607091	M2607L	BWP	2210-U-7587
HCM4951	PAI	R607092	M2607R	BWP	2210-T-7586
L100	Leland	1199-A-625	M2633	BWP	A-1205-V-1556
L101	Leland	1246-G-475	M2638	BWP	1229-S-2697
L109	Leland	5-X-640	M2643	BWP	1229-E-811
L110	Leland	1205-K-193	M2719	BWP	1199-U-3765
L111	Leland	1218-L-90	M2739	BWP	2258-R-590
L111	Leland	1229-X-1116	M2742	BWP	1218-C-107
L112	Leland	1225-F-266	M451	BWP	A7-3275-X-518
L113	Leland	1259-R-252	M538	BWP	1225-F-266
L115	Leland	2258-K-349	M547	BWP	2258-P-354
L117	Leland	1228-A-53	M548	BWP	2258-P-354
L120	Leland	1229-J-868	M549	BWP	2258-K-349
L135	Leland	1205-W-205	M571	BWP	1225-L-1208
L137	Leland	1229-Z-1118	M574	BWP	1228-A-53
L139	Leland	5-X-191	M579	BWP	1229-Z-1118
L1412	Leland	R607091	M580	BWP	1229-Q-771
L1413	Leland	R607092	M583	BWP	1229-R-122
L1418	Leland	2258-U-619	M586	BWP	5-X-191
L145	Leland	S-843	M587A	BWP	A-1205-V-1556
L151	Leland	1718-Y-103	M588	BWP	1229-J-868
L152	Leland	1259-Q-251	M589	BWP	1205-W-205
L1646	Leland	1199-U-3765	M602	BWP	1199-A-625
L166	Leland	1225-L-1208	M613	BWP	1246-G-475
L1662	Leland	1205-G-761	M617	BWP	S-843
L168	Leland	S-265D	M620	BWP	1259-Q-251
L1724	Leland	1229-E-811	M640	BWP	1218-L-90
L1726	Leland	A-1205-V-1556	M641	BWP	5-X-640
L1785	Leland	1707-B-2	M642	BWP	1205-K-193
L179	Leland	2258-P-354	M644	BWP	1718-Y-103
L192	Leland	1229-Q-771	M648	BWP	S-265D
L192	Leland	1229-R-122	M710	BWP	1225-J-218
L193	Leland	1229-Q-771	M719	BWP	1229-M-559
L193	Leland	1229-R-122	M743L	BWP	R607076
L2098	Leland	2258-U-619	M743R	BWP	R607075
L2858	Leland	2258-R-590	M748	BWP	1229-G-2971
L2859	Leland	1218-C-107	M996L	BWP	R607092
L2882	Leland	2210-T-7586	M996R	BWP	R607091
L2883	Leland	2210-U-7587	NL1292	New Life/Fleetcraft	R607092
L2890	Leland	2210-Z-7644	NL1293	New Life/Fleetcraft	R607091
L2891	Leland	2210-A-7645	NL1300	New Life/Fleetcraft	R607076
L2900	Leland	1229-Q-2851	NL1301	New Life/Fleetcraft	R607075
L2926	Leland	1229-L-844	S8393	S & S Parts	R607075
L2928	Leland	1229-S-2697	S8394	S & S Parts	R607076
L2933	Leland	1229-V-1504	TP10002	Transit Parts	1199-A-625
L299	Leland	1225-J-218	TP1159	Transit Parts	1229-G-2971
L3029	Leland	1225-L-1208	TP1418	Transit Parts	1199-A-625
L3183	Leland	2258-S-643	TP1533	Transit Parts	2258-U-619
L324	Leland	1218-G-85	TP1752	Transit Parts	R607091
L329	Leland	A-1205-V-1556	TP1753	Transit Parts	R607092
L331	Leland	1229-D-2942	TP1779	Transit Parts	2258-P-354
L3338	Leland	2210-A-7645	TP1946	Transit Parts	1259-R-252
L3339	Leland	2210-Z-7644	TP1948	Transit Parts	1259-Q-251
L344	Leland	1229-M-559	TP2087	Transit Parts	2258-S-643
L397	Leland	1229-X-1116	TP325	Transit Parts	R607075
L507	Leland	R607075	TP326	Transit Parts	R607076
L508	Leland	R607076	TP387	Transit Parts	1225-U-827
L595	Leland	1225-U-827	TP422	Transit Parts	1718-Y-103

CROSS REFERENCE LISTING

NUMBER	COMPETITION	ARVINMERITOR	NUMBER	COMPETITION	ARVINMERITOR
TP434	Transit Parts	2258-K-349	TP578	Transit Parts	1229-L-844
TP436	Transit Parts	2258-P-354	TP581	Transit Parts	1218-L-90
TP441	Transit Parts	1225-F-266	TP582	Transit Parts	A-1205-V-1556
TP469	Transit Parts	1229-Z-1118	TP610	Transit Parts	1229-M-559
TP470	Transit Parts	S-265D	TP645	Transit Parts	1218-G-85
TP471	Transit Parts	S-843	TP681	Transit Parts	1229-X-1116
TP476	Transit Parts	1229-Q-771	TP8433	Transit Parts	A1-3236-Q-2123
TP477	Transit Parts	1229-R-122	TP8440	Transit Parts	1229-X-2936
TP478	Transit Parts	5-X-191	TP8441	Transit Parts	1229-S-2697
TP479	Transit Parts	1229-J-868	TP8442	Transit Parts	1229-Q-2851
TP483	Transit Parts	1225-L-1208	TP8470	Transit Parts	1199-U-3765
TP486	Transit Parts	1205-K-193	TP8618	Transit Parts	2210-M-5421
TP487	Transit Parts	5-X-640	TP8619	Transit Parts	2210-N-5422
TP492	Transit Parts	1205-W-205	TP8624	Transit Parts	2210-T-7586
TP542	Transit Parts	1225-J-218	TP8625	Transit Parts	2210-U-7587

Numerical Parts Listing

PART NUMBER	PAGE
5-X-191	1-3,1-6,1-13, 1-14,1-17,5-2
5-X-478	1-1,1-2,1-3, 1-4,1-5,1-7, 1-9,1-10,1-11, 1-12,1-14, 1-19,1-21, 1-26,1-27,6-16
5-X-640	1-17,1-25,5-2
5-X-878	1-12,6-16
10-X-1254	1-17,1-25,3-1
10-X-1594	1-3,1-21,3-1
19-X-48	1-4,1-6,1-10, 1-27,6-9
19-X-61	1-8,1-11,1-16, 1-24,6-9
19-X-76	1-12,4-5
19-X-1084	1-16,6-9
1199-A-625	1-2,1-7,1-13, 1-18,1-19, 1-26,4-4
1199-N-1860	1-24,6-22
1199-U-3765	1-25,4-4
1199-V-3922	1-11,1-21,4-4
1205-K-193	1-17,1-25,5-2
1205-W-205	1-3,1-6,1-13, 1-14,5-2
1205-G-761	1-15,1-17, 1-24,6-17
A-1205-V-1556	1-3,1-4,1-5, 1-13,1-15, 1-17,1-23, 1-25,6-17
1218-W-23	1-3,1-6,1-13, 1-14,1-18,5-2
1218-G-85	1-18,4-4
1218-L-90	1-25,5-2
1218-C-107	1-25,4-4
1225-J-218	1-2,1-3,1-5, 1-7,1-9,1-13, 1-14,1-18, 1-19,1-26,5-1
1225-F-266	1-25,5-1
1225-U-827	1-17,1-25,5-1
1225-N-950	1-11,6-19
1225-R-954	1-11,6-19
1225-L-1208	1-5,1-7,1-15, 1-17,1-23, 1-25,6-19
1228-A-53	1-13,6-20
1228-Z-156	1-3,1-4,1-5,6-20
1229-R-122	1-17,1-21, 1-24,1-25,6-18
1229-S-435	1-1,1-20,6-18
1229-T-514	1-18,1-25,3-3

PART NUMBER	PAGE
1229-M-559	1-2,1-7,1-9, 1-17,1-19, 1-20,1-26,5-3
1229-H-762	1-13,1-15,6-18
1229-Q-771	1-17,6-18
1229-E-811	1-15,6-18
1229-L-844	1-15,1-23,6-18
1229-J-868	1-7,6-18
1229-H-1074	1-3,1-4,1-5, 1-11,1-12, 1-14,6-16
1229-X-1116	1-25,5-2
1229-Z-1118	1-7,1-17,1-24,6-17
1229-B-1120	1-1,1-4,1-10, 1-11,1-12, 1-20,6-17
1229-U-1295	1-1,1-2,1-4, 1-5,1-9,1-10, 1-11,1-12, 1-14,1-20, 1-21,1-26, 1-27,5-3,6-19
1229-U-1503	1-17,3-3
1229-V-1504	1-14,3-3
1229-W-1505	1-25,3-3
1229-C-1511	1-25,3-3
1229-W-1557	1-8,1-17,3-3
1229-X-1558	1-17,3-3
1229-K-1597	1-3,1-6,1-14, 1-18,3-3
1229-N-1626	1-17,3-3
1229-Y-2443	1-17,3-3
1229-J-2688	1-15,6-18
1229-S-2697	1-3,1-17,1-22, 1-25,6-18
1229-Q-2851	1-7,1-17,1-21, 1-24,6-17
1229-S-2853	1-12,6-18
1229-T-2854	1-12,3-3
1229-W-2935	1-17,6-18
1229-X-2936	1-17,1-24, 1-25,6-18
1229-D-2942	1-4,1-5,1-24,6-17
1229-G-2971	1-4,1-24,1-25,6-18
1229-K-3105	1-11,6-19
1229-J-3130	1-24,1-25,6-18
1229-V-4052	1-1,1-4,1-5, 1-14,1-27,6-17
1244-Z-1456	1-19,6-21
1244-F-1696	1-23,5-7
1244-X-1792	1-10,6-21
1245-D-186	1-8,1-17,1-24,6-9
1245-S-201	1-4,1-6,1-10, 1-27,6-9

PART NUMBER	PAGE
1246-P-354	1-2,1-7,1-19, 1-26,4-5
1246-G-475	1-13,1-18,4-5
1254-P-1030	1-2,1-7,1-9, 1-19,1-26,3-2
1259-Q-121	1-13,5-1
1259-D-238	1-3,1-6,1-14, 1-17,5-1
1259-G-241	1-25,5-1
1259-Q-251	1-17,5-1
1259-R-252	1-25,5-1
1259-G-267	1-2,1-9,5-1
A-1259-V-282	1-11,5-1
1705-V-230	1-3,1-4,1-5, 1-14,6-17
1707-B-2	1-18,5-7
1718-Y-103	1-18,4-5
1729-J-244	1-12,1-21,3-3
1746-C-55	1-12,1-21,4-4
1746-E-57	1-21,4-5
1746-U-73	1-2,1-7,1-18, 1-19,1-26,4-5
1779-Q-43	1-13,6-21
1779-K-89	1-3,1-5,6-21
1825-A-209	1-1,1-10,1-11, 1-12,1-14, 1-19,1-26,6-19
1825-V-230	1-21,6-19
1825-C-237	1-1,1-10,6-19
1825-F-240	1-1,1-7,1-10, 1-19,6-19
1829-U-749	1-2,1-7,1-9, 1-10,1-19, 1-26,1-27,6-19
1829-K-817	1-2,1-3,1-5, 1-7,1-9,1-10, 1-14,1-19, 1-21,1-26,6-19
1844-C-211	1-10,6-21
1844-S-643	1-7,6-21
1844-A-651	1-7,6-21
1844-Q-667	1-19,6-21
1844-K-817	1-21,6-21
1845-B-28	1-2,1-7,1-9, 1-19,1-26,5-2
1846-N-300	1-7,5-8
1854-W-127	1-22,6-17
1854-A-131	1-21,5-3
1854-F-136	1-17,6-17
1854-V-178	1-1,1-10,1-22, 1-26,6-17
1854-Z-182	1-7,5-3
1854-E-187	1-2,1-9,1-19, 1-26,5-3
1859-C-81	1-9,5-1

Numerical Parts Listing

PART NUMBER	PAGE
1859-D-82	1-19,5-1
1859-K-89	1-7,5-1
1859-H-112	1-2,1-9,1-19, 1-26,5-1
1874-Q-121	1-10,1-11, 1-12,6-20
1874-V-126	1-19,6-20
2000-W-1271	1-7,1-13,2-1
2000-A-1275	1-2,1-3,1-5, 1-9,1-14,1-19, 1-26,2-1
2000-X-1298	1-26,2-1
2000-K-1337	1-11,1-21,2-1
2000-T-1346	1-2,1-18,1-19, 1-26,2-1
2000-T-1372	1-25,2-1
2000-D-1434	1-25,2-1
2000-U-1607	1-25,2-1
2000-V-1608	1-21,2-1
2001-R-18	1-17,2-1
2001-N-40	1-17,2-1
2001-C-55	1-17,2-1
2207-M-13	1-4,1-6,1-24,6-9
2208-T-514	1-4,1-5,1-16, 1-24,6-16
2210-H-4792	1-10,6-20
2210-R-4854	1-19,6-5
2210-S-4855	1-19,6-5
2210-N-5006	1-11,6-20
2210-M-5083	1-2,6-5
2210-N-5084	1-2,6-5
2210-M-5187	1-12,6-4
2210-N-5188	1-12,6-4
2210-Z-5200	1-9,6-3
2210-A-5201	1-9,6-3
2210-A-5279	1-15,1-23,6-1
2210-B-5280	1-15,1-23,6-1
2210-U-5351	1-15,6-1
2210-V-5352	1-15,6-1
2210-M-5421	1-23,6-1
2210-N-5422	1-23,6-1
2210-G-5649	1-15
2210-H-5650	1-15
2210-S-5661	1-15,6-1
2210-T-5662	1-15,6-1
2210-C-5723	1-15,1-23,6-1
2210-D-5724	1-15,1-23,6-1
2210-M-5759	1-15,6-1
2210-N-5760	1-15,6-1
2210-S-5947	1-10,6-20
2210-A-5981	1-23,6-1
2210-B-5982	1-23,6-1
2210-U-6001	1-15,6-1
2210-V-6002	1-15,6-1
2210-S-6077	1-23,6-1

PART NUMBER	PAGE
2210-T-6078	1-23,6-1
2210-E-6141	6-5
2210-F-6142	6-5
2210-M-6279	1-21,6-2
2210-N-6280	1-21,6-2
2210-P-6282	1-7,6-3
2210-Q-6283	1-7,6-3
2210-R-6310	1-15,6-2
2210-S-6311	1-15,6-2
2210-P-6334	1-15,6-2
2210-Q-6335	1-15,6-2
2210-Z-6370	1-2,6-6
2210-A-6371	1-2,6-6
2210-B-6372	1-2,6-6
2210-C-6373	1-2,1-9,6-6
2210-D-6374	1-2,1-9,6-6
2210-E-6375	1-2,1-19,1-26,6-5
2210-F-6376	1-2,1-19,1-26,6-5
2210-G-6377	1-3,1-5,6-5
2210-H-6378	1-3,1-5,6-5
2210-J-6380	1-15,1-23,6-2
2210-K-6381	1-15,1-23,6-2
2210-L-6382	1-15,6-2
2210-M-6383	1-15,6-2
2210-N-6384	1-23,6-2
2210-P-6386	1-23,6-2
2210-Y-6395	1-23,6-2
2210-Z-6396	1-23,6-2
2210-G-6403	1-5,6-5
2210-H-6404	1-5,6-5
2210-L-6408	1-2,1-26,6-5
2210-M-6409	1-2,1-26,6-5
2210-U-6417	1-15,6-2
2210-V-6418	1-15,6-2
2210-X-6524	1-26,6-6
2210-Y-6525	1-26,6-6
2210-E-6713	1-14,6-6
2210-F-6714	1-14,6-6
2210-Q-6777	1-23,6-1
2210-R-6778	1-23,6-1
2210-D-6894	1-3,6-4
2210-E-6895	1-3,6-4
2210-T-7586	1-23,6-2
2210-U-7587	1-23,6-2
2210-P-7608	1-23,6-2
2210-Q-7609	1-23,6-2
2210-Z-7644	1-23,6-2
2210-A-7645	1-23,6-2
2210-Z-7748	1-23,6-2
2210-A-7749	1-23,6-2
2247-W-101	1-3,1-5,1-9, 1-14,1-19, 1-26,4-4
2258-K-349	1-25,4-3
2258-P-354	1-18,4-2

PART NUMBER	PAGE
2258-F-370	1-2,1-7,1-9, 1-18,1-19, 1-26,4-3
2258-V-542	1-13,4-3
2258-Y-571	1-11,4-3
2258-R-590	1-25,4-2
2258-U-619	1-18,4-3
2258-S-643	1-18,4-2,4-3
2258-D-1252	1-3,1-5,1-26,4-3
2297-U-3973	1-12,6-20
2297-T-7222	1-18,4-4
2710-A-105	1-11,6-5
2710-B-106	1-11,6-5
2758-M-39	1-11,1-21,4-3
2758-N-40	1-21,4-3
2810-P-276	1-11,1-12,6-20
2810-M-299	1-21,6-6
2810-N-300	1-21,6-6
2810-A-365	1-11,1-12,6-20
2810-K-375	1-2,6-4
2810-L-376	1-2,6-4
2810-M-377	1-10,6-20
2810-N-378	1-2,6-6
2810-P-380	1-2,6-6
2810-Q-381	1-2
2810R-382	1-2
2810-S-383	1-9,6-3
2810-T-384	1-9,6-3
2810-W-387	1-2,6-6
2810-Y-389	1-9,6-3
2810-Z-390	1-9,6-3
2810-A-391	1-9,6-6
2810-B-392	1-9,6-6
2810-C-393	1-10,6-20
2810-Y-415	1-9,6-5
2810-Z-416	1-9,6-5
2810-K-427	1-19,6-5
2810-L-428	1-19,6-5
2810-B-444	1-2,6-5
2810-C-445	1-2,6-5
2810-D-446	1-9,6-5
2810-E-447	1-9,6-5
2810-P-458	1-2,6-6
2810-Q-459	1-2,6-6
2810-T-462	1-2,6-3
2810-U-463	1-2,6-3
2810-V-464	1-2,6-3
2810-W-465	1-2,6-3
2810-N-482	1-9,6-3
2810-P-484	1-9,6-3
3155-Z-1118	1-16,1-24,6-16
A1-3211-D-3228	1-16,5-4
A2-3211-W-3663	1-16,5-3
A-3211-P-3864	1-15,5-3
A1-3211-W-5067	1-16,1-23,5-3

Numerical Parts Listing

PART NUMBER	PAGE
A-3211-X-5172	1-14,5-5
A-3211-A-5227	1-15,5-3
A-3211-R-5348	1-3,1-6,5-5
A-3222-L-1702	1-3,1-5,1-9, 1-14,1-19,1-26
A6-3222-L-1702	1-2,1-3,1-5, 1-9,1-14,1-19, 1-26,4-2
A-3222-F-1722	1-11,1-21
A6-3222-F-1722	1-11,1-21,4-1
A8-3222-F-1722	1-21,4-2
A-3222-D-1954	1-25
A24-3222-D-1954	1-25,4-1
A36-3222-D-1954	1-25,4-1
A1-3236-Q-2123	1-18,1-23,5-6
A10-3261-H-60	1-22,7-1
A7-3261-L-64	1-1,1-10,1-20,7-3
A5-3275-X-518	1-17,6-8
A7-3275-X-518	1-17,6-7
A13-3275-X-518	1-17,1-25,6-7
A14-3275-X-518	1-17,6-7
A18-3275-X-518	1-17,6-7
A25-3275-X-518	1-25,6-8
A36-3275-X-518	1-12,6-8
B22-3275-X-518	1-25,6-7
B23-3275-X-518	1-25,6-8
B28-3275-X-518	1-17,6-7
A12-3275-Z-520	1-7,6-8
A13-3275-Z-520	1-7,6-7
A21-3275-A-521	1-21,6-8
A22-3275-A-521	1-21,6-8
A1-3275-S-539	1-1,1-10,1-12, 1-27,6-8
A3-3275-S-539	1-1,1-4,1-5, 1-10,1-27,6-8
A6-3275-S-539	1-1,1-10,1-14, 1-19,6-8
A36-3275-J-1050	1-17,6-8
R4-3276-T-20	1-17,7-1
B41-3276-D-30	1-6,7-2
G13-3276-D-30	1-8,7-2
G14-3276-D-30	1-8,7-2
U65-3276-D-30	1-17,7-2
V4-3276-D-30	1-17,7-2
V39-3276-D-30	1-11,7-2
B7-3276-J-36	1-20,7-3
B11-3276-J-36	1-17,7-3
B15-3276-J-36	1-10,7-3
B19-3276-J-36	1-4,1-6,1-24,7-3
B26-3276-J-36	1-27,7-3
F11-3276-J-36	1-24,7-2
F17-3276-J-36	1-24,7-2
G10-3276-J-36	1-1,1-6,1-10, 1-11,1-27,7-2
Y1-3276-J-36	1-27

PART NUMBER	PAGE
A1-3299-M-1547	1-16,6-15
A5-3299-T-1554	1-16,6-10
A79-3299-T-1554	1-16,6-10
B31-3299-T-1554	1-16,6-10
B77-3299-T-1554	1-16,1-24,6-10
D75-3299-T-1554	1-24,6-10
E23-3299-T-1554	1-16,6-10
E63-3299-T-1554	1-16,6-11
E65-3299-T-1554	1-16,6-11
F78-3299-T-1554	1-16,6-10
H35-3299-T-1554	1-24,6-11
H53-3299-T-1554	1-24,6-10
J29-3299-T-1554	1-24,6-11
J41-3299-T-1554	1-24,6-11
J92-3299-T-1554	1-16,1-24,6-11
K-3299-T-1554	1-3,1-5,6-10
K11-3299-T-1554	1-16,6-10
K15-3299-T-1554	1-16,6-11
L46-3299-T-1554	1-16,1-24,6-10
A5-3299-U-1555	1-16,6-10
A79-3299-U-1555	1-16,6-10
B31-3299-U-1555	1-16,6-10
B77-3299-U-1555	1-16,1-24,6-10
D75-3299-U-1555	1-24,6-10
E23-3299-U-1555	1-16,6-10
E63-3299-U-1555	1-16,6-11
E65-3299-U-1555	1-16,6-11
F78-3299-U-1555	1-16,6-10
H35-3299-U-1555	1-24,6-11
H53-3299-U-1555	1-24,6-10
J29-3299-U-1555	1-24,6-11
J41-3299-U-1555	1-24,6-11
J92-3299-U-1555	1-16,1-24,6-11
K-3299-U-1555	1-3,1-5,6-10
K9-3299-U-1555	1-16,6-11
K11-3299-U-1555	1-16,6-10
K15-3299-U-1555	1-16,6-11
L46-3299-U-1555	1-16,1-24,6-10
C24-3299-V-1556	1-16,6-11
C26-3299-V-1556	1-16,6-10
C46-3299-V-1556	1-24,6-11
C60-3299-V-1556	1-16,6-11
C24-3299-W-1557	1-16,6-11
C26-3299-W-1557	1-16,6-10
C46-3299-W-1557	1-24,6-11
C60-3299-W-1557	1-16,6-11
A-3299-Z-4056	1-11,6-13
A-3299-B-4058	1-11,6-13
A-3299-A-4655	1-1,6-13
A-3299-B-4656	1-1,6-13
A-3299-C-4657	1-1,1-10,6-13
A-3299-D-4658	1-1,1-10,6-13
A-3299-J-4872	1-1,1-27,6-12
A-3299-K-4873	1-1,1-27,6-12
A-3299-S-4881	1-3,1-5,6-12

PART NUMBER	PAGE
A-3299-U-4883	1-3,1-5,6-12
A89-3299-L-5654	1-24,6-11
A91-3299-L-5654	1-24,6-10
A89-3299-M-5655	1-24,6-11
A91-3299-M-5655	1-24,6-10
A1-3711-M-429	1-13,5-5
A-3722-D-82	1-17
A52 3722D 82	1-18
A78 3722D 82	1-18
A93-3722-D-82	1-18
A94-3722-D-82	1-18,4-1
A97-3722-D-82	1-18,4-1
A98-3722-D-82	1-18
B8-3722-D-82	1-18,4-1
A-3722-E- 603	1-13
A6-3722-E-603	1-13,4-1
A3-3722-P-744	1-2,1-19,1-26
A7-3722-P-744	1-26,4-2
A8-3722-P-744	1-2,1-19,1-26,4-2
A4-3722-Q-745	1-7
A6-3722-Q-745	1-7,4-1
A5-3722-S-825	1-18,4-1
A1-3736-M-91	1-18,5-6
A3-3736-M-91	5-6
A3-3736-N-92	1-23,5-6
A1-3736-P-198	1-3,1-6,1-14,5-6
A-3775-C-3	1-4,1-6,1-10,7-2
A1-3799-T-826	1-24,6-15
A7-3811-H-60	1-15,5-3
A-3811-N-66	1-23
A2-3816-D-498	1-24,6-11
A3-3816-D-498	1-24,6-11
A6-3816-L-506	1-16,6-10
A7-3816-L-506	1-16,6-10
A2-3816-V-594	1-16
A3-3816-V-594	1-16
A6-3816-V-594	1-24,6-10
A7-3816-V-594	1-24,6-10
3836-F-214	1-22,5-7
3836-G-215	1-22,5-7
A-3836-N-222	1-7,5-6
A1-3836-N-222	1-7,5-6
A-3861-Q-121	1-1,1-20,7-3
3897-B-1666	1-21,6-9
A-3899-Z-208	1-1,6-12
A-3899-B-210	1-1,6-12
A-3899-E-213	1-12,6-12
A-3899-F-214	1-12,6-12
A-3899-K-219	1-10,6-12
A-3899-N-222	1-1,6-13
A-3899-Q-225	1-1,6-13
A-3899-U-229	1-10,6-12
A-3899-W-231	1-10,6-12
3899-Y-233	1-21
3899-Z-234	1-21

ARVINMERITOR AFTERMARKET PARTS WARRANTY

We warrant all new parts for one year from date of shipment to the buyer against defective material or workmanship (but not against damage caused by accident, abuse or improper installation, maintenance or repair) when such parts are used on vehicles the specifications of which have been approved by our Engineering Department.

As the exclusive remedy under this warranty, we will, at our option, repair or replace such parts free of charge, or take back the nonconforming parts and refund the monies paid by buyer for such parts, if found on examination by us to be nonconforming and if any necessary return charges are prepaid.

If it is necessary to return any parts under this warranty, buyer agrees not to make any deduction on account thereof from remittances on current accounts while claims are in the process of disposition. Any expense incurred without our consent for repairs or replacement will not be allowed.

THIS WARRANTY IS EXPRESSLY IN LIEU OF ALL OTHER WARRANTIES OR CONDITIONS, EXPRESS, IMPLIED OR STATUTORY, INCLUDING ANY IMPLIED WARRANTY OF MERCHANTABILITY OR FITNESS FOR PARTICULAR PURPOSE. IN NO EVENT SHALL SELLER BE LIABLE FOR INCIDENTAL OR CONSEQUENTIAL DAMAGES OF ANY NATURE.

Only genuine ArvinMeritor replacement parts are covered by this aftermarket parts warranty.

Information contained in this publication was in effect at the time the publication was approved for printing and is subject to change without notice or liability. ArvinMeritor reserves the right to revise the information presented or discontinue the production of parts at any time.

ArvinMeritor™

Commercial Vehicle Aftermarket

Meritor Heavy Vehicle Systems, LLC

7975 Dixie Highway
Florence, KY 41042 USA
888-725-9355
www.arvinmeritor.com

© Copyright 2003
ArvinMeritor, Inc.

Printed in U.S.A.

Revised 7/2003
PB-9199